

IPSC Rules Committee

2012 Rule Proposals – 23 Jul 2011

(Key code: ~~Deleted text~~ / new text / rules specific to Handgun, Rifle, Shotgun or Mini Rifle / rules common to Handgun, Rifle and Shotgun / comments / post 1 May amendments)

Handgun and Rules Common to All 3 Disciplines

Inside Front Cover:

The acronyms "IPSC", "DVC" and "IROA", the IPSC shield logo, the name "International Range Officers Association", the IROA logo, IPSC Targets and the motto "Diligentia, Vis, Celeritas" are all registered shooting related trademarks of the International Practical Shooting Confederation.

Individuals, organizations and other entities not affiliated to IPSC (or a member Region thereof), are prohibited from using any of these items without the prior, written approval of the IPSC President (or the Regional Director thereof, as the case may be).

The above paragraph to be in a smaller font than the rest of the document.

Global changes:

- All instances of the word "allowed" be changed to "permitted".
- All references to "Standard Exercises, Strings, Virginia Count, Fixed Time" and related items be deleted (temporarily retained herein).
- All instances of "speed loading devices" be changed to "speed loaders".
- All instances of "match disqualification" be changed to "disqualification".
- All references to, and diagrams of, full sized and mini Pepper Poppers be removed, but use thereof will be extended until 31 December 2012.
- All instances of "Regional Directorate" be changed to "Regional Director", together with any resulting grammatical corrections.
- All instances of "course(s) of fire" be changed to "stage(s)" when used in conjunction with the word "zero" (e.g. "zero for all courses of fire").
- All instances of "a", "the", "officiating" RO, CRO, RM, examiner etc. to be reviewed and corrected, if necessary, for the sake of consistency.
- All instances of "Range Official(s)" be changed to "Match Official(s)", except for Rule 8.3.8 where "Range Officials" be changed to "Match Personnel".

1.1.5 Freestyle – IPSC matches are freestyle. Competitors must be permitted to solve the challenge presented in a freestyle manner and, for handgun and shotgun matches, to shoot targets on an "as and when visible" basis. After the start signal, courses of fire must not require mandatory reloads nor dictate a shooting position, location or stance, except as specified below. However, conditions may be created, and barriers or other physical limitations may be constructed, to compel a competitor into shooting positions, locations or stances.

1.1.5.2 Short Courses, Standard Exercises and Classifiers may include mandatory reloads and may dictate a shooting position, location and/or stance. ~~however, mandatory reloads must never be required in other Long Courses.~~

1.1.5.3 General Courses, Standard Exercises and Classifiers may specify shooting with the strong hand or weak hand only ~~unsupported~~. The specified hand must be used exclusively from the point stipulated for the remainder of the string or stage without the need to enforce compliance using physical means (e.g. hook-and-loop fasteners etc.).

1.1.5.4 If a written stage briefing specifies strong or weak hand only, Rule 10.2.8 will apply. If a competitor is merely required to carry, retain or grasp an object during his attempt at a course of fire, Rule 10.2.2 will apply.

1.1.5.N Course designers may give competitors freedom to await the Start Signal anywhere within the boundaries of a well demarcated firing zone.

1.1.7 Challenge - IPSC ~~Handgun~~ matches recognize the challenges presented when difficulty of using full power ~~handguns~~ firearms in dynamic shooting, and must always employ a minimum ~~caliber and power~~ level factor to be attained by all competitors to reflect this challenge.

- 1.2.1.1 "Short Courses" – must not require more than ~~9~~ 12 rounds to complete. ~~and no more than 2 shooting locations.~~ Course design and construction must not require more than 9 scoring hits from any single location or view.
- 1.2.1.2 "Medium Courses" – must not require more than ~~46~~ 24 rounds to complete. ~~and no more than 3 shooting locations.~~ Course design and construction must not require more than 9 scoring hits from any single location or view, nor allow a competitor to shoot all targets in the course of fire from any single location or view.
- 1.2.1.3 "Long Courses" – must not require more than 32 rounds to complete. Course design and construction must not require more than 9 scoring hits from any single location or view, nor allow a competitor to shoot all targets in the course of fire from any single location or view.
- 1.2.1.4 The recommended balance for an IPSC sanctioned match is a ratio of 3 Short Courses to 2 Medium Courses to 1 Long Course. Where possible, it is further recommended that no single COF in a match represents more than 15% of the total match points available. Significant variance from this ratio will not be approved by IPSC.

Merge Rule 1.2.2 and Rule 1.2.3 so that "Special Courses of Fire" are Classifiers and Shoot-Off (subject to Standard Exercises being deleted).

- 1.2.2.3 "Classifiers" – Courses of fire ~~published~~ authorized by a Regional Directorate and/or IPSC, which are available to competitors seeking a regional and/or international classification. Classifiers must be set-up in accordance with these rules and be conducted strictly in accordance with the notes and diagrams accompanying them. Results must be submitted to the ~~publishing~~ authorizing entity in the format required (with the applicable fees, if any), in order for them to be recognized.
- 1.2.3.1 "Shoot-Off" – An event conducted separately from a match. Two eligible competitors simultaneously engage two identical and adjacent target arrays in a process of elimination (see Appendix A3). must not require Each target array must not exceed more than 9 12 rounds to complete and must require and each competitor must perform 4 a mandatory reload between shooting at his first and final targets.

1.3.2 Target arrays and presentations included in courses of fire submitted to IPSC, but deemed by IPSC to be illogical or impractical, will not be approved.

1.3.2.3 The IPSC President, his delegate, or an officer of the Confederation (in that order), may withdraw IPSC sanctioning from a match.—Such action may be taken at any time where if, in his or their opinion, a match or any component part thereof:

- 1.3.3.1 contravenes the purpose or spirit of the principles of course design; or
- 1.3.3.2 has been constructed at significant variance to the sanctioned design; or
- 1.3.3.3 is in breach of any current IPSC Rules; or
- 1.3.3.4 is likely to bring the sport of IPSC shooting into disrepute.

1.3.3 *Renumber as Rule 1.3.4.*

CHAPTER 2: Range and Course Construction and Modification

- 2.1.2.1 Subject to the direction and approval of the Regional Director, stage(s) or range specific muzzle angles (reduced or increased) may be ~~approved~~ permitted. Violations are subject to Rule 10.5.2. Full details of the applicable angles and any conditional factors (e.g. a reduced vertical muzzle angle only applies when a finger is inside the trigger guard), must be published in advance of the match and must be included in the written stage briefings (also see Section 2.3). ~~Violations are subject to Rule 10.5.2.~~

- 2.1.4 Target Locations – When a course is constructed to include target locations other than immediately downrange, organizers and officials must protect or restrict surrounding areas to which competitors, officials or spectators have access. Each competitor must be ~~allowed~~ permitted to solve the competitive problem in his own way and must not be hindered by being forced to act in any manner which might cause unsafe action. Targets must be arranged so that shooting at them ~~on an “as and when visible” basis~~ as presented will not cause competitors to breach safe angles of fire.
- 2.1.7 Common Firing Lines – Courses of fire where multiple competitors are required to fire simultaneously from a common firing line (e.g. Standard Exercises, Shoot-Off), must provide a minimum of ~~4.5~~ 3 meters of free space between each competitor.
- 2.1.9 Berms – All berms are “off limits” to all persons at all times, except when access to them is specifically permitted by a Range Officer (see ~~Rule 10.6.1~~ Section 10.6).

2.2.1.4 Delete existing wording.

2.2.1.4 Fault Lines must be fixed firmly in place, they should rise at least 2 centimeters above ground level, they should be constructed of wood or other rigid materials, and they should be of a consistent color (preferably red), at every COF in a match. Unless used in a continuous manner to define the boundary of a general shooting area, fault lines must be a minimum of 1.5 meters in length, but they are deemed to extend to infinity (also see Rule 4.4.1).

2.2.1.5 If a COF has a passageway visibly delineated by fault lines and/or a clearly demarcated shooting area, any competitor who takes a shortcut outside the passageway and/or shooting area will incur one procedural penalty for each shot fired after beginning the shortcut.

- 2.2.2 Obstacles – Courses of fire may include the use of ~~barriers~~ or major obstacles to be surmounted by competitors. Obstacles used in this way must not exceed a height of 2 meters. Obstacles over 1 meter in height must be supplied with scaling aids to assist competitors and must be constructed to provide for the competitor’s safety in the following ways:

2.2.2.3 Competitors must be ~~allowed~~ permitted to test such obstacles before making their attempt at the course of fire ~~and should be given a short period to do so.~~

2.2.3.1 They must be high enough and strong enough to serve the intended purpose. Unless supplemented by a shooting platform or similar, barriers of at least 1.8 meters high are deemed to extend skywards to infinity (also see Rule 10.2.11).

2.2.7 Windows and ports must be placed at a height reachable by most competitors, with a sturdy platform being available for use by others, if requested, without penalty.

2.3.3.1 Allow the course of fire to continue with the modification affecting only those competitors who have not already completed the stage. If a competitor’s actions caused the change, that competitor must be required to reshoot the ~~altered~~ revised course of fire, subject to Rule 2.3.4.1; or

2.3.3.2 If possible, require all competitors to complete the course of fire as revised with all previous attempts removed from the match ~~scores~~ results.

2.3.4.1 A competitor who incurred a disqualification in a stage which is subsequently deleted, may be entitled to reinstatement, if the highest level of appeal pursued by the competitor (i.e. the Range Master or the Arbitration Committee, as the case may be), deems that the disqualification was directly attributable to the reasons for the stage being deleted.

2.4 Safety Areas (Generally restructured and renumbered for improved clarity)

~~The host organization is responsible for the construction and placement of a sufficient number of Safety Areas for the match. They should be conveniently placed and easily identified with signs. Safety Areas should include a table with the safe direction and boundaries clearly shown. Safety Areas should include a suitable gun rack or racks, as they are intended for use by all IPSC disciplines, particularly during Tournaments.~~

2.4.1 The host organization is responsible for the construction and placement of a sufficient number of Safety Areas for the match. They should be conveniently placed and easily identified with signs.

2.4.2 Safety Areas must include a table with the safe muzzle direction and boundaries clearly shown. If a backstop and/or side walls are included, they must be constructed of materials capable of containing fired rounds. Safety Areas at tournaments and long gun matches must include sufficient gun racks adjacent to, but not in, the Safety Area for secure muzzle-up storage of rifles and shotguns.

2.4.4 3 Competitors are permitted to use the Safety Areas unsupervised for the activities stated below provided they remain within the boundaries of the Safety Area and the firearm is pointed in a safe direction. Violations may be subject to match disqualification (see Rule 10.5.1).

2.4.1.1 Renumber as Rule 2.4.3.1.

2.4.1.2 Renumber as Rule 2.4.3.2.

2.4.1.3 Renumber as Rule 2.4.3.3.

2.4.1.4 Renumber as Rule 2.4.3.4.

2.4.2 4 Dummy ammunition (including practice or training rounds, snap caps and empty cases), loaded magazines, loaded speed loading devices and live rounds, whether loose, packaged or contained in magazines or speed loaders, must not be handled in a Safety Area under any circumstances (see Rule 10.5.12).

2.5 Test Firing / Sighting-In Bay

2.5.1 When available at a match, a test firing bay must be operated under the supervision and control of an officiating Range Officer.

2.5.2 Competitors may test the operation of their firearm and ammunition, subject to all existing safety rules and any time limits or other restrictions imposed by the officiating Range Officer.

2.5.3 At Level III or higher tournaments and long gun matches, approved IPSC paper and metal targets (where possible, electronically indicating or self-resetting), should be available for use by competitors to aid in the sighting-in of their firearms, in accordance with the guidelines shown in Appendix C3.

2.5 *Renumber as Rule 2.6.*

2.5 6.1 Vendors (i.e. individuals, corporations and other entities displaying or selling merchandise at an IPSC match) are solely responsible for the safe handling and security of their products and other items in their care, and ensuring they are displayed in a condition that must will not endanger any person. ~~It is recommended that~~ Assembled firearms must be deactivated prior to being displayed.

2.5.2 Renumber as Rule 2.6.2.

2.5.3 Renumber as Rule 2.6.3.

2.5 6.4 Competitors must not draw or re-holster their ~~competition~~ firearms in the vendor area (see Rule 10.5.1). Competitors seeking gunsmithing services for their ~~competition~~ firearms must firstly place them in a gun bag or gun case, in a designated safety area, before passing them to a vendor in the vendor area.

2.6 *Delete existing wording.*

2.6.1 *Delete existing wording. (Moved to Rule 5.2.1.1)*

2.7 Hygiene Areas

2.7.1 A sufficient number of hygiene areas, with hand cleansing supplies and facilities, should be provided adjacent to lavatories and near the entrance to food service areas.

4.1.1 Only targets approved by the IPSC Assembly and which fully comply with the specifications in Appendices B and C are to be used for IPSC Handgun matches (~~see Section 9.4~~).

4.1.2 Scoring targets used in all IPSC Handgun matches must be of a single color, as follows:

4.1.2.1 *Delete existing wording.*

4.1.2.1 The scoring area of the IPSC Target and Mini Target must be tan colored, except where the Range Master deems that a lack of contrast with the surrounding area or background necessitates that a different color be used.

4.1.3 No-shoots must be clearly marked with a conspicuous "X" or be of a single, unique color different from scoring targets throughout a match or tournament (i.e. if no-shoots are yellow, they must all be yellow in a match or tournament). ~~Metal no-shoots in the general size and shape of authorized paper targets may be used. Metal no-shoots do not have a non-scoring border. (Moved to 4.3.1.3 and 4.3.4.2)~~

4.2.1 There are two sizes of paper targets approved for use in IPSC Handgun matches (see Appendix B). The IPSC Mini Target is intended to simulate full size IPSC Targets placed at greater distances. The two sizes ~~must not~~ may be included together in the same stage course of fire provided that all Mini Targets are placed at least 2 metres further rearwards of the most distant full size Target in that course of fire (i.e. if the most distant full size Target is 15m downrange, the nearest Mini Target must be at least 17m downrange).

4.2.2.1 The front of paper no-shoots must include a sufficiently distinguishable non-scoring border. In the absence of perforations or other suitable markings, the Range Master must ensure ~~order~~ that all affected ~~targets~~ no-shoots have a replacement non-scoring border drawn or fitted thereon.

4.2.4.3 By painting or taping with a sharply defined boundary the portion of the target deemed to be hidden by hard cover a single and visibly contrasting color.

Total rework of popper rules for improved clarity (poppers & plates split)

4.3.1 *Delete existing wording.*

4.3.1.1 *Delete existing wording.*

4.3.1.2 *Delete existing wording.*

4.3.1.3 *Delete existing wording.*

4.3.1.4 *Delete existing wording.*

4.3.1.5 *Delete existing wording.*

4.3.1.6 *Delete existing wording.*

4.3.1.7 *Delete existing wording.*

4.3.1.8 *Delete existing wording.*

4.3.1 General Rules

4.3.1.1 Metal targets and no-shoots which can accidentally turn edge-on or sideways when hit are expressly prohibited. Using them may result in withdrawal of IPSC sanction.

4.3.1.2 Metal targets and no-shoots which a Range Officer deems have fallen or overturned due to being hit on the apparatus supporting them, or for any other accidental reason (e.g. wind action, a ricochet, being hit solely by a shotgun wad etc.), will be treated as range equipment failure (see Rule 4.6.1).

4.3.1.3 Metal targets and no-shoots do not have a non-scoring border. (Moved from 4.1.3)

4.3.1.4 Scoring metal targets must be shot and fall or overturn to score.

4.3.2 IPSC Poppers

4.3.2.1 IPSC Poppers and IPSC Mini Poppers are both approved metal targets designed to recognize power, and must be calibrated as specified in Appendix C1,

4.3.2.2 IPSC Mini Poppers are used to simulate IPSC Poppers placed at greater distances. The two sizes may be included together in the same course of fire provided that all Mini Poppers are placed at least 2 metres further rearwards of the most distant full size Popper in that course of fire (i.e. if the most distant full size Popper is 15m downrange, the nearest Mini Popper must be at least 17m downrange).

4.3.2.3 Pepper and Classic versions of the same size popper may be included together in the same course of fire. (This rule to be deleted if Pepper Poppers are retired)

4.3.3 IPSC Plates

4.3.3.1 Metal plates of various sizes may be used (see Appendix C3),

4.3.3.2 Metal plates do not recognize power and are not subject to calibration or calibration challenges. If a metal plate has been adequately and directly hit (i.e. with a full diameter bullet) but it fails to fall or overturn, a Range Officer may declare range equipment failure and order the competitor to reshoot the course of fire, after the faulty plate has been rectified.

4.3.3.3 Metal plates which fail to fall or overturn when initially hit, but which fall or overturn when hit with a subsequent shot, are not subject to a reshoot.

4.3.3.4 Metal plates must not be used exclusively in a course of fire. At least one authorized scoring paper target or scoring popper (in addition to any paper or metal no-shoots), must be included in each course of fire.

4.3.4 No-Shoots

4.3.4.1 Metal no-shoot poppers and plates may be designed to fall or overturn when hit, or may be designed to remain upright. In either case, they must, if hit, be repainted during the scoring process, failing which subsequent competitors must not be penalized for hits visible on their surface.

4.3.4.2 Metal no-shoots in the general size and shape of authorized paper targets may be used.

4.4.1 Frangible targets, such as clay pigeons or tiles, are not authorized targets for IPSC Handgun matches, nor can they be used as fault lines or as other items which incur penalties.

4.6.1 Range equipment must present the challenge fairly and equitably to all competitors. Range equipment failure includes, but is not limited to, the displacement of paper targets, the premature activation of metal or moving targets, the malfunction of mechanically or electrically operated equipment, and the failure of props such as openings, ports, and barriers. ~~The declaration and/or use of any loaded (see Rule 10.5.13) or unloaded firearm as "range equipment" is prohibited.~~

~~4.6.1.1 The declaration and/or use of any loaded (see Rule 10.5.13) or unloaded firearm as "range equipment" is prohibited.~~

~~4.6.2.1 Unrestored paper targets are not range equipment failure (see Rule 9.1.4).~~

5.1.1 ~~Handguns~~ Firearms are regulated by Divisions (see Appendix D), ~~however, but~~ courses of fire must remain consistent for all Divisions.

5.1.4. Unless required by a Division (see Appendix D), there is no restriction on the trigger pull weight of a firearm, ~~however, but~~ the trigger mechanism must, at all times, function safely.

- 5.1.6 Firearms must be serviceable and safe. Range Officers may demand examination of a competitor's firearm or allied equipment, at any time, to check they are functioning safely. If any such item is declared unserviceable or unsafe by a Range Officer, it must be withdrawn from the match until the item is repaired to the satisfaction of the Range Master (also see Rule 5.7.5).
- 5.1.7.2 In using the substitute handgun firearm the competitor will not gain an competitive advantage.
- 5.1.7.3 The competitor's ammunition, when tested in the substitute handgun firearm, attains the minimum power factor using the match chronograph (see Rule 5.6.3.9).
- 5.1.8 A competitor who substitutes or significantly modifies a handgun firearm and/or sights during a match without the prior approval of the Range Master will be subject to the provisions of Section 10.6 Rule 10.6.1.
- 5.2.1 *Delete existing wording.*
- 5.2.1 Carry and storage – handguns must be carried unloaded, in a case or bag of a design intended or suitable for the safe carriage of firearms, or in a holster securely attached to the competitor's belt. Violations are subject to Rule 10.5.13.
- 5.2.1.1 Competitors arriving at an IPSC match in possession of a loaded firearm must immediately report to an officiating Range Official, who will supervise unloading of the firearm. Competitors failing to comply may be subject to Rule 10.5.13.
- 5.2.1.2 Handguns carried in a holster must have an empty magazine well, and the hammer or striker must be decocked. Violations will incur a warning for the first occurrence but will be subject to Rule 10.6.1 for subsequent occurrences in the same match.
- 5.2.2 *Delete existing wording.*
- 5.2.2 Handling – Except when within the boundaries of a safety area, or when under the supervision and direct command of a Range Officer, competitors must not handle their firearms. The word "handle" includes holstering or unholstering a firearm, even if it is concealed by a protective cover, and/or adding or removing it to/from the competitor's person while it is wholly or partially holstered. Violations are subject to Rule 10.5.1.
- 5.2.3 Unless otherwise specified in the written stage briefing, the belt carrying the holster and all allied equipment must be worn at waist level. The belt or the inner belt or both must be either permanently sewn at the waist, or secured with a minimum of three belt loops attached to shorts or trousers.
- 5.2.3.1 *Delete existing wording.*
- 5.2.3.1 Female competitors in all Divisions are subject to the same conditions as above, except that the belt carrying the holster and all allied equipment may be worn at hip level. If another belt is worn at waist level, the holster and all allied equipment must be placed on the lower belt.
- 5.2.4 Spare ammunition, magazines and speed loaders ~~loading devices~~ should be carried in retention devices specifically designed for that purpose. ~~to reduce the risk of loss during a course of fire.~~ Carriage of additional magazines and speed loaders in rear pockets of shorts or trousers is also approved.
- 5.2.5.1 ~~The~~ These measurements ~~is to be taken~~ will be done while the competitor is standing naturally upright. See Appendix ~~F3~~ E2.
- 5.2.5.2 Any competitor who fails the foregoing test prior to the start signal will be required to immediately adjust his holster or allied equipment to comply with the requirements of the relevant Division. The Range Master may make allowances for variations in these requirements due to anatomical considerations. Some competitors may not be able to fully comply.

- 5.2.7.3 A holster ~~with which permits~~ the muzzle of ~~the~~ a holstered handgun ~~pointing to point~~ further than 1 meter from the competitor's feet while standing relaxed,
- 5.2.8.1 *Renumber as Rule 5.2.9.*
- ~~5.2.10 In some Divisions (see Appendix D), neither the handgun, nor any of its attachments, nor the holster, nor any allied equipment, can extend forward of the line illustrated in Appendix E2. Any such items a Range Officer deems not to be in compliance must be safely and promptly adjusted, failing which Rule 6.2.5.1 will apply. (To replace Points 17/18 in Division appendices)~~
- 5.3.1 The use of camouflage or other similar types of military or police garments other than by competitors who are law enforcement or military personnel is discouraged. ~~The exception are competitors who are law enforcement or military personnel.~~ The Match Director will be the final authority in respect of what garments must not be worn by competitors.
- 5.4.5 Any attempt to gain a ~~competitive~~ reshoot or advantage by removing eye and/or ear protection during a course of fire will be considered unsportsmanlike conduct (see Rule 10.6.2).
- 5.5.2 All competitor ammunition and their respective magazines and speed loaders loading devices must comply with the provisions of the relevant Division (see Appendix D).
- 5.5.5 *Delete existing wording.*
- 5.5.6 Any Ammunition deemed unsafe by a Range Officer must be immediately withdrawn from the match (See Rule 10.5.15).
- 5.5.7 *Renumber as Rule 5.5.5.*
- 5.6.1 The power factors for each Division are stipulated in Appendix D. One or more official match chronographs must be used to assist in the determination of the power factor of each competitor's ammunition. ~~However, in~~ In the absence of ~~official match~~ chronographs, the power factor declared by a competitor cannot be challenged.
- 5.6.2 The ~~official match~~ chronograph(s) must be properly set-up in accordance with the manufacturer's recommendations and verified each day by Match Officials in the following manner:
- 5.6.2.3 The chronograph will be deemed to be within tolerance if the daily average velocity is within +/- 5% of the average velocity achieved in Rule 5.6.2.1 applicable minimum power factor.
- 5.6.2.4 Should a daily variance exceed the allowable tolerance stated above, the Range Master will take whatever steps he deems necessary to rectify the situation. A sample form suitable for recording daily readings appears in Appendix C4.
- 5.6.2.5 The official match bullet scale(s) should be initially calibrated, in accordance with the manufacturer's recommendations, when the first squad arrives for testing each day and again immediately before each subsequent squad is tested (see Rule 5.6.3.3).
- 5.6.2.6 If bullet weighing is conducted in advance of a competitor's arrival, weighed bullets must be retained by the chronograph station with the competitor's remaining sample rounds, until the competitor or their delegate has attended the chronograph station and completed testing (see Rule 5.6.3.3). If a competitor challenges the weight of a bullet pre-weighed before his arrival, he is entitled to have the scales calibrated, and the test bullet reweighed, in his presence.
- 5.6.3 Competitor Ammunition Testing Procedure

- 5.6.3.3 From the 8 sample rounds drawn by Match Officials, 1 bullet is removed and weighed to determine the actual bullet weight, and 3 bullets are fired over the chronograph. All digits visible on the scales and chronograph displays must be used at face value (i.e. without rounding or truncation), for the calculation in the next rule. In the absence of a bullet puller and scales, the competitor's declared bullet weight will be used. ~~Digits displayed on the official match bullet scales and chronograph will be used at face value, irrespective of the number of decimal places indicated on the particular model of measuring device used at the match.~~
- 5.6.3.7 If the resultant power factor fails to meet the Major power factor floor of the relevant Division, the competitor's ~~entire match~~ scores will be recalculated as Minor, if achieved.
- 5.6.3.8 If the resultant power factor fails to meet the minimum power factor floor for the relevant Division, the competitor may continue shooting the match, but ~~not for score or match recognition~~ his scores will not be entered into match results nor count for match recognition and awards.
- 5.6.3.11 If the Range Master deems that a ~~match~~ chronograph has become inoperative, and further testing of competitor's ammunition is not possible, the power factors of competitors which have been successfully tested will stand, and the "Major" or "Minor" power factors declared by all other competitors who have not been tested will be accepted without challenge, subject to any applicable Division requirements (see Appendix D).
- 5.7.1 ~~In the event that~~ If a competitor's firearm malfunctions after the start signal, the competitor may safely attempt to correct the problem and continue the course of fire. During such corrective action, the competitor must keep the muzzle of the firearm pointing safely downrange at all times. The competitor may must not use rods or other tools to verify or correct the malfunction. Violations will result in a zero score for the stage.
- 5.7.5 Where the firearm has failed as above, the competitor must not be permitted to reshoot the course of fire or string. This includes ~~the instances~~ where a firearm is declared unserviceable or unsafe during a course of fire or string (see Rule 5.1.6). However, any unattempted component strings in a Standard Exercise may still be attempted by the affected competitor after the firearm has been repaired, and prior to when match results are declared final by the Match Director.
- All rule numbers in this section to be revised if String & Standard Exercise deleted.**
- 6.1.N Course Of Fire (also "course" and "COF") – A separately timed and scored IPSC shooting challenge, conceptualized and constructed in accordance with IPSC principles of course design, containing targets and challenges which each competitor must safely negotiate.
- 6.1.N ~~Stage – A separately timed and scored component of a match~~ A portion of an IPSC match containing one course of fire and related supporting facilities, amenities, shelter and signage. A stage must use one type of firearm (e.g. handgun, rifle or shotgun) exclusively.
- 6.1.4 ~~Match – Consists of a minimum of 2 stages where all stages use the same type of firearm. The total sum of individual stage results will be accumulated to declare a match winner. Each component stage must be designated exclusively to a single type of firearm (e.g. handgun stage or shotgun stage or rifle stage).~~
- 6.1.5 ~~Tournament – Consists of a single special~~ match where individual stages are assigned to one particular type of firearm (e.g. Stages 1-4 Handgun, Stages 5-8 Rifle, Stages 9-12 Shotgun). The total sum of individual stage results will be accumulated to declare a ~~match~~ tournament winner.
- 6.1.8 *Delete existing wording. (Merged with Rule 1.2.3.1)*
- 6.2.3 Prior to the commencement of a match, each competitor must declare one Division for score, and Match Officials should check competitor equipment compliance with the declared Division, prior to the competitor making an attempt at any of the courses of fire. This is a service to assist competitors verify that their equipment, in the configuration as presented, is in compliance with their declared Division. However, competitors always remain subject to the provisions of Rule 6.2.5.1.

- 6.2.3.1 If a competitor disagrees with an equipment compliance ruling, the onus is upon him, prior to him attempting any courses of fire, to provide evidence acceptable to the officiating examiner in support of his claim. In the absence or rejection of such evidence, the original decision will stand, subject only to appeal to the Range Master, whose decision is final.
- 6.2.3.2 The competitor's firearm and all allied equipment accessible to him during a course of fire are subject to compliance testing, if requested by a Range Official.
- 6.2.4 Subject to the prior approval of the Match Director, a competitor may enter a match in more than one Division. However, the competitor may compete for ~~match~~ score in only one Division, and that must be the first attempt in all cases. Any subsequent attempts in another Division will not be entered into match results nor count for match recognition and awards.
- 6.2.5.1 ~~However, if A competitor who fails to satisfy the equipment or other requirements of a declared Division during a course of fire after the Start Signal, the competitor will be placed in Open Division, if available, otherwise the competitor's scores will not be entered into match results. will shoot the match for no score.~~ Competitors already registered in Open Division who fail to comply with the requirements of Open Division ~~during a course of fire after the Start Signal will not have their scores entered into match results. shoot the match for no score.~~
- 6.2.5.3 A competitor reclassified to Open Division under Rule 6.2.5.1 will thereafter be subject only to the provisions of Appendix D1 but is required to continue using the same firearm and sights, unless Rule 5.1.7 applies. If the competitor's ammunition satisfies the requirements for Open Major power factor, his scores for the entire match will be adjusted accordingly.
- 6.2.6 A ~~match~~ disqualification incurred by a competitor, at any time during a match, will prevent the competitor from further participation in the match including any subsequent attempts in another Division. However, this is not retroactive. Any previous and complete ~~match~~ scores from another Division will be ~~included~~ entered into match results for recognition and awards in that Division.
- 6.4.1.2 At Level IV and higher matches, official Regional Teams must be "seeded" for squadding purposes in accordance to how ~~they~~ the team placed at the same immediately preceding event, if any, even if the team is comprised of different persons.
- 6.4.2 An individual competitor's scores ~~will~~ can only be used exclusively for a single team in a match, and each team must be comprised of competitors in the same Division.
- 6.4.2.1 The individual Division and/or Category assigned to a competitor determines his eligibility in respect of teams (e.g. a competitor individually in Production Division cannot participate in an Open Division team). A female individually registered as "Lady" cannot participate in a team based on age, or vice versa. A competitor individually registered in a Category may be a member of an "overall" team in the same Division.
- 6.6.2.1 At Level IV or higher ~~competitions~~ matches, all members of the same official Regional Team must compete together in the same squad in the main match.
- 7.1.1 Range Officer ("RO") – ~~The RO~~ issues range commands, oversees competitor compliance with the written stage briefing and closely monitors safe competitor action. He also declares the time, scores and penalties achieved by each competitor and verifies that these are correctly recorded on the competitor's score sheet (under the authority of a Chief Range Officer and Range Master).
- 7.1.2 Chief Range Officer ("CRO") – ~~The CRO~~ is the primary authority over all persons and activities in the courses of fire under his control, and oversees the fair, correct and consistent application of these rules (under the direct authority of the Range Master).

- 7.1.3 Stats Officer (“SO”) – ~~The SO supervises the stats room team, which collects, sorts, verifies, tabulates and retains all score sheets and ultimately produces provisional and final results. Any incomplete or inaccurate score sheets must be promptly referred to the Range Master~~ (under the direct authority of the Range Master). (Moved to Rule 9.7.5)
- 7.1.4 Quartermaster (“QM”) – ~~The QM distributes, repairs and maintains all range equipment (e.g. targets, patches, paint, props etc.), Range Officer appliances other range needs (e.g. timers, batteries, staplers, staples, clipboards etc.) and replenishes Range Officer rations refreshments~~ (under the direct authority of the Range Master).
- 7.1.5 Range Master (“RM”) – ~~The RM has overall authority over all persons and activities within the entire range, including range safety, the operation of all courses of fire and the application of these rules. All match disqualifications and appeals to arbitration must be brought to his attention. The Range Master is usually appointed by and works with the Match Director. However, in respect of IPSC sanctioned Level IV or higher matches, the appointment of the Range Master is subject to the prior written approval of the IPSC Executive Council.~~
- 7.1.5.1 References to "Range Master" throughout this rulebook mean the person serving as Range Master at a match (or his authorized delegate for one or more specific functions), regardless of any international or regional rank.
- 7.1.6 Match Director (“MD”) – ~~The MD handles overall match administration including squadding, scheduling, range construction, the coordination of all support staff and the provision of services. His authority and decisions will prevail with regard to all matters except in respect of matters in these rules which are the domain of the Range Master. The Match Director is appointed by the host organization and works with the Range Master.~~
- 8.1.1.1 Single Action Only: ~~are not approved for IPSC matches. hammer fully down on an empty chamber or, if a safety notch is fitted, hammer down over a loaded chamber (transfer bar designs excepted).~~
- 8.1.1.2 Double/Selective Action: ~~hammer fully down and cylinder closed all chambers may be loaded. If self-loading pistols prepare "magazine well and chamber empty", revolvers prepare with an empty cylinder, otherwise revolvers prepare with a fully loaded cylinder.~~
- 8.1.2.1 “Single action” – chamber loaded, hammer cocked, with external safety ~~engaged~~ applied.
- 8.1.2.3 “Selective action” – chamber loaded hammer fully down or decocked, or chamber loaded and hammer cocked with external safety applied engaged (see Divisions in Appendix D). ~~For both this Rule and Rule 8.1.2.1, the term “safety” means the primary visible safety lever on the handgun (e.g. the thumb safety on a "1911" genre handgun). In the event of doubt, the Range Master is the final authority on this matter.~~
- 8.1.2.4 *Renumber as Rule 8.1.2.5.*
- 8.1.2.4 For all self-loading pistols, the term “external safety” means the primary visible safety lever on the handgun (e.g. the thumb safety on a "1911" genre handgun). In the event of doubt, the Range Master is the final authority on this matter.
- 8.1.3 *Delete existing wording.*
- 8.1.3 If a course of fire requires that a self-loading pistol be prepared with an empty chamber, the slide must be fully forward and the hammer, if fitted, must be fully down or decocked (also see Rule 8.1.1.2).
- 8.1.3.1 When a written stage briefing requires that a competitor’s firearm and/or allied equipment be placed on a table or another surface prior to the Start Signal, they must be placed as stipulated in the written stage briefing. Apart from components normally affixed to them (e.g. a thumb rest, thumb safety, racking or cocking handle, base pad etc.), other items must not be used to artificially elevate them (also see Rule 5.1.8).

- 8.2.2 The competitor assumes the start position as specified in the written stage briefing. Unless otherwise specified, the competitor must stand erect, facing downrange, with arms hanging naturally by the sides see Appendix E2. A competitor who attempts or completes a course of fire where an incorrect start position was used may be required by a Range Official to reshoot the course of fire.
- 8.2.5 A course of fire must never require the competitor to re-holster a handgun after the start signal, except between strings in the case of a Standard Exercise with multiple strings. However, a competitor may re-holster provided this is accomplished safely, and the handgun is either unloaded or in a ready condition stated in Section 8.1. Violations will be subject to ~~match~~ disqualification (see Rule 10.5.11).
- 8.3.1.1 ~~Once the "Load and Make Ready" (or "Make Ready" for starts with an unloaded firearm) appropriate~~ command has been given, the competitor must not move away from the start location prior to issuance of the "Start Signal" without the prior approval, and under the direct supervision, of the Range Officer. Violation will result in a warning for the first offense and may result in the application of Rule 10.6.1 for a subsequent offense in the same match.
- 8.3.2 "Are You Ready?" - The lack of any negative response from the competitor indicates that he fully understands the requirements of the course of fire and is ready to proceed. If the competitor is not ready at the ~~"Are You Ready?"~~ this command, he must state "Not Ready". ~~It is suggested that when~~ When the competitor is ready he should assume the required start position to indicate his readiness to the Range Officer.
- 8.3.5.1 When conducting Standard Exercises, and/or when two or more courses of fire share a common shooting bay or area, Range Officials may issue other interim commands on completion of the first string or COF, in order to prepare the competitor for the second and subsequent strings or COF (e.g. "Reload if required ~~and holster~~"). Any such interim commands to be used must be clearly stated in the written stage briefing.
- 8.3.7.1 Self-loaders – release the slide and pull the trigger (without touching the hammer or decocker, if any). If a handgun has a device which requires a magazine be inserted to enable the trigger to be pulled, the competitor must, on issuance of the above command, inform the Range Officer, who will direct and supervise the use, and subsequent removal, of an empty magazine to facilitate this process.
- 8.3.9 A competitor with a severe hearing disability may, subject to prior approval of the Range Master, be entitled to have the foregoing verbal Range Communications supplemented by visual and/or physical signals.
- 8.3.9.1 The recommended physical signals are taps on the competitor's weak side shoulder using a countdown protocol, namely 3 taps for "Are You Ready", 2 taps for "Standby" and 1 tap to coincide with the "Start Signal".
- 8.3.9.2 Competitors wishing instead to use their own electronic or other device must firstly submit it for examination, testing and approval by the Range Master before it can be used.
- 8.3.10 There are no fixed range communications designated for use at the chronograph station or at an equipment compliance check (which may be conducted at a venue away from the shooting range). Competitors must not handle their handguns, or remove chamber safety flags from long guns, as the case may be, until the officiating examiner asks for them to be passed to him, in accordance with his instructions. Violations are subject to Rule 10.5.1.
- 8.4.1 When loading, reloading or unloading during a course of fire, the competitor's fingers must be visibly outside the trigger guard except where specifically permitted (see Rules ~~8.1.2.4~~ 8.1.2.5 and 8.3.7.1), and the firearm must be pointed safely down range or in another safe direction authorized by a Range Officer (see ~~Section 10.5~~ Rules 10.5.1 and 10.5.2).
- 8.5.1 Except when the competitor is actually aiming or shooting at targets, all movement must be accomplished with the fingers visibly outside the trigger guard and the external safety should be ~~engaged~~ applied. The firearm must be pointed in a safe direction. "Movement" is defined as any of the actions below:

8.6.2 Any person providing assistance or interference to a competitor during a course of fire without the prior approval of an officiating Range Officer (and the competitor receiving such assistance) may, at the discretion of a Range Officer, incur a procedural penalty for that stage and/or be subject to Section 10.6.

8.6.2.1 Any person verbally or otherwise interfering with a competitor during his attempt at a course of fire may be subject to Section 10.6. If the officiating Range Officer believes that the interference significantly affected the competitor, he must report the incident to the Range Master, who may, at his discretion, offer the affected competitor a reshoot.

8.6.3 In the event that inadvertent contact from the Range Officer or another external influence has interfered with the competitor during a course of fire, the Range Officer may offer the competitor a reshoot of the course of fire. The competitor must accept or decline the offer prior to seeing either the time or the score from the initial attempt. However, ~~in the event that~~ if the competitor commits a safety infraction during any such interference, the provisions of ~~Sections 4.3~~ 10.4 and 10.5 may still apply.

8.7 Sight Pictures, Dry Firing and Range Course Inspection

8.7.1 Competitors are ~~always~~ prohibited from taking a sight picture and/or dry firing with a loaded firearm prior to the start signal. Violation will result in a warning for the first occurrence and one procedural penalty for each subsequent occurrence in the same match. Competitors may, while pointing their firearm at the ground, adjust electronic sights.

8.7.2 *Delete existing wording.*

8.7.3 *Delete existing wording.*

8.7.4 *Renumber as Rule 8.7.2.*

~~8.7.5~~ 3 No person is permitted to enter or move through a course of fire without the prior approval of a Range Officer assigned to that course of fire, or the Range Master. ~~Violators~~ Violations will incur a warning for the first offense but may be subject to the provisions of Section 10.6.

9.1.4.2 A competitor who hesitates or self-stops during his attempt at a course of fire, due to a belief that one or more paper targets have not been restored, is not entitled to a reshoot.

9.1.6.2 Bullet strikes wholly within hard cover, and continues on to hit or strike down a metal target, this will be treated as range equipment failure (see ~~Section 4.6~~ Rule 4.6.1). The competitor will be required to reshoot the course of fire, after it has been restored.

9.1.7 ~~Target sticks~~ — Target sticks are neither Hard Cover nor Soft Cover. Shots which have passed wholly or partially through target sticks and which hit a paper or metal target will count for score or penalty, as the case may be.

9.4.3 Each hit visible on the scoring area of a metal no-shoot will be penalized minus 10 points, up to a maximum of 2 hits per no-shoot, regardless of whether or not it is designed to fall (~~see Rules 4.3.1.7 and 4.3.1.8~~).

9.5.3 If a bullet diameter touches the scoring area of ~~both an~~ overlapping scoring targets and/or a no-shoots, it will earn all applicable scores and penalties ~~the score and incur the penalty~~.

9.5.7 Hits visible on a scoring paper target or no-shoot, which are the result of shots fired through the rear of ~~a~~ that or another scoring paper target or no-shoot, and/or hits which fail to create a clearly distinguishable hole through the front of a scoring paper target or no-shoot, will not count for score or penalty, as the case may be.

9.6.7 During a scoring challenge, the subject target(s) must not be patched, taped or otherwise interfered with until the matter has been settled, failing which Rule 9.1.3 will apply. The Range Officer may remove a disputed paper target from the course of fire for further examination to prevent any delay in the match. Both the competitor and the Range Officer must sign the target and clearly indicate which hit(s) is (are) subject to challenge.

- 9.6.9 Scoring information may be relayed through the use of hand signals (see Appendix G1). If a score is challenged, the subject targets must not be restored until they have been verified by the competitor or his delegate, in accordance with whatever arrangements have been approved in advance by the Range Master (also see Rule 9.1.3).
- 9.7.3 Should a competitor refuse to sign or initial a score sheet, for any reason, the matter must be referred to the Range Master. If the Range Master is satisfied that the course of fire has been conducted and scored correctly the unsigned score sheet will be submitted as normal for inclusion in the match ~~scores~~ results.
- 9.7.5 If a score sheet is found to have insufficient or excess entries, or if the time has not been recorded on the score sheet, it must be promptly referred to the Range Master ~~the competitor will be required~~ who will normally require the competitor to reshoot the course of fire.
- 9.7.6 In the event that a reshoot is not possible ~~or permissible~~ for any reason, the following actions will prevail:
- 9.7.8 No person, other than an authorized Match Official, is permitted to handle an original score sheet retained on a stage, or at any other place, after it has been signed by a competitor and an officiating Range Officer, without the prior approval of the officiating Range Officer or personnel directly involved with Stats. Violations will incur a warning for the first offense, but may be subject to Section 10.6 for subsequent occurrences in the same match.
- 9.8.1 Each competitor ~~is responsible~~ has a responsibility to maintain an accurate record of their scores ~~to~~ by verifying the lists posted by the Stats Officer.
- 9.8.2 After all competitors have completed a match, the provisional stage results must be published and posted in a conspicuous place at the shooting range and, at Level IV or higher matches, at the official match hotel ~~by the Stats Officer~~ for the purpose of verification by competitors. The time and date the subject results were actually posted (not just printed) at each venue must be clearly stated thereon.
- 9.8.3 If a competitor detects an error in ~~the provisional~~ those results ~~at the end of the match~~, they must file an appeal with the Stats Officer ~~not later than~~ within 1 hour after the results ~~are~~ were actually posted. If the appeal is not filed within the time limit, the posted scores will stand and the appeal will be dismissed.
- 9.8.5 A Match Director may elect to have results posted electronically (e.g. via a website) either in addition to, or as an alternative to, physically printing them. If so, the relevant procedure must be published in advance in match literature and/or by way of a notice posted in a conspicuous place at the shooting range prior to commencement of the match. Facilities (e.g. a computer) must be provided for competitors to view the results if a Match Director has elected to only have results posted electronically.

9.9 Scoring of Moving Disappearing Targets

~~Moving targets will be scored in accordance with the following:~~

- 9.9.1 Moving targets which present at least a portion of the highest scoring area when at rest (either before or after initial activation), or which continuously appear and disappear for the duration of a competitor's attempt at a COF, are not disappearing and will always incur failure to engage and/or miss penalties *except when Rule 9.2.4.5 applies.* (The last 5 words to be deleted if Fixed Time scoring is retired)
- 9.9.2 Moving targets, which do not comply with the above criteria, are disappearing and will not incur failure to engage or miss penalties unless a competitor fails to activate the mechanism which initiates the target movement before firing the last shot for that string or course of fire.
- 9.9.3 *Delete existing wording.*
- 9.9.3 Stationary targets which present at least a portion of the highest scoring area, either before or after activation of a moving and/or concealing no-shoot or vision barrier, are not disappearing and will incur failure to engage and/or miss penalties.

- 9.9.4 Targets which present at least a portion of the highest scoring zone each time a competitor operates a mechanical activator (e.g. a rope, lever, pedal, flap, door etc.), are not subject to this section.
- 9.10.1 Only the timing device operated by a Range Officer must be used to record the official elapsed time of a competitor's attempt at a course of fire. If a Range Officer assigned to a course of fire (or a more senior Range Official) deems that a timing device is faulty, a competitor whose attempt cannot be credited with an accurate time will be required to reshoot the stage course of fire.
- 10.1.1 Procedural penalties are imposed when a competitor fails to comply with procedures specified in a written stage briefing and/or is found to be in violation of other general rules. The Range Officer imposing the procedural penalties must clearly record the number of penalties, and the reason why they were imposed, on the competitor's score sheet.
- 10.2.1 A competitor who fires shots while any part of their body is touching the ground or any object beyond a Fault Line will receive 1 procedural penalty for each occurrence.
- 10.2.1.1 However, if the competitor has gained a significant advantage on any target(s) while faulting, the competitor may instead be assessed 1 procedural penalty for each shot fired at the subject target(s) while faulting. No penalty is assessed if a competitor does not fire any shots while faulting a line except when Rule 2.2.1.5 applies.
- 10.2.6 A competitor who is creeping (e.g. moving hands towards the firearm, a reloading device or ammunition) or physically moving to a more advantageous shooting position, ~~posture~~ or stance after the "Standby" command and prior to issuance of the start signal, will incur 1 procedural penalty. If the Range Officer can stop the competitor in time, a warning will be issued for the first offense and the competitor will be restarted.
- 10.2.8 *Delete existing wording.*
- 10.2.8.1 *Delete existing wording.*
- 10.2.8.2 *Delete existing wording.*
- 10.2.8.3 *Delete existing wording.*
- 10.2.8 If a course of fire (or part thereof) stipulates shooting strong or weak hand only, a competitor will incur one procedural penalty for each occurrence of touching the handgun (or scooping it from a table etc.) with the other hand after the Start Signal (or from the point where single hand shooting has been stipulated). Exceptions are releasing an external safety (without scooping), reloading or correcting a malfunction. However, the procedural penalty will be applied on a "per shot fired" basis when a competitor uses the other hand or arm to:
- 10.2.8.1 support the handgun or the stipulated wrist or arm while firing shots;
- 10.2.8.2 increase stability on the ground, a barricade or another prop while firing shots.
- 10.2.10 *Delete existing wording.*
- 10.2.11 *Renumber as Rule 10.2.10.*
- 10.2.11.1 *Delete existing wording.*
- 10.2.10.1 If the request is approved by the Range Master, he must state, in advance of the competitor attempting the course of fire, the extent of the special penalty, ranging from 1% to 20% of the competitor's points "as shot", to be deducted.
- 10.2.10.2 Alternatively, the Range Master may waive application of any penalties in respect of a competitor who, due to having a significant physical disability, is unable to comply with the stated course requirement.
- 10.2.10.3 If the request is denied by the Range Master, normal procedural penalties will apply.

- 10.2.11 A competitor who fires shots over a barrier constructed to a height of least 1.8 meters will incur 1 procedural penalty for each shot fired (also see Rule 2.2.3.1).
- 10.3.1 A competitor who commits a safety infraction or any other prohibited activity during an IPSC match will be disqualified ~~from that match~~, and will be prohibited from attempting any remaining courses of fire ~~in that match~~ regardless of the schedule or physical layout of the match.
- 10.4.3 A shot which occurs ~~while preparing to~~ or while actually loading, reloading or unloading a firearm. This includes any shot fired during the procedures outlined in Rules 8.3.1 and 8.3.7. (Also see Rule 10.5.9).
- 10.4.8 *Delete existing wording.*
- 10.4.9 ~~8~~ Exception: When In this Section, if it can be established that the cause of the discharge is due to a broken or defective part of the firearm, the competitor has not committed any safety infraction in this Section, and a match disqualification will not be invoked, ~~however, but~~ the competitor's scores for that course of fire will be zero.
- 10.4.9.1 *Renumber as Rule 10.4.8.1.*
- 10.5.1 Handling a firearm at any time except when in a designated safety area or when under the supervision of, and in response to a direct command issued by, a Range Officer. ~~The expression "handling a firearm" includes holstering or unholstering a firearm, whether or not the firearm is visible (e.g. while concealed by a protective cover, etc.) together with adding or removing a firearm to/from the competitor's person whether or not the firearm is wholly or partially holstered.~~ (Deleted text moved to Rule 5.2.2)
- 10.5.3.4 The handgun firearm is in the ready condition as specified in Section 8.1, or
- 10.5.3.5 *Delete existing wording.*
- 10.5.3.5 The firearm is unloaded and the action is open.
- 10.5.3.6 *Delete existing wording.*
- 10.5.6 Allowing the muzzle of a loaded handgun to point rearwards uprange beyond a radius of 1 meter from a competitor's feet during drawing or re-holstering. The 1 meter concession only applies when a competitor is facing directly downrange.
- 10.5.7 Wearing or using more than one handgun firearm ~~at any point in time~~ during a course of fire.
- 10.5.9 Failure to keep the finger outside the trigger guard during loading, reloading, or unloading except where specifically permitted (see Rules ~~8.1.2.4~~ 8.1.2.5 and 8.3.7.1).
- 10.5.10 Failure to keep the finger outside the trigger guard during movement in accordance with Section 8.5 Rule 8.5.1.
- 10.5.12 Handling live or dummy ammunition ~~(including practice or training rounds, snap caps and empty cases), loaded magazines or loaded speed loading devices~~ in a Safety Area, or ~~failing to comply with Rule 2.4.4~~ contrary to Rule 2.4.4.
- 10.5.13 Having a loaded firearm other than when specifically ~~ordered to~~ authorized by a the Range Officer. ~~A loaded firearm is defined as a firearm having a live or dummy round in the chamber or cylinder, or having a live or dummy round in a magazine inserted in the firearm.~~
- 10.5.15 Using prohibited and/or unsafe ammunition (see Rules 5.5.4, 5.5.5 and 5.5.6 ~~and 5.5.7~~), and/or using a prohibited firearm (see Rules 5.1.10 and 5.1.11).
- 10.6.1 Competitors will be disqualified ~~from a match~~ for conduct which a Range Officer deems to be unsportsmanlike. ~~Examples of unsportsmanlike conduct~~ include, but are not limited to, cheating, dishonesty, failing to comply with the reasonable directions of a Match Official, or any behavior likely to bring the sport into disrepute. The Range Master must be notified as soon as possible.

- 10.6.2 A competitor who is deemed by a Range Officer to have intentionally removed or caused the loss of eye or ear protection in order to gain a ~~competitive~~ reshoot or advantage will be disqualified.
- 10.6.3 Other persons may be expelled from the range for conduct which a Range Officer deems to be unacceptable. Examples of ~~unacceptable conduct~~ include, but are not limited to, failing to comply with the reasonable directions of a Match Official, interference with the operation of a course of fire and/or a competitor's attempt thereof, and any other behavior likely to bring the sport into disrepute.
- 11.2.2 Level I and II Matches – The Match Director can appoint an Arbitration Committee of three experienced ~~shooters~~ persons who are not parties to the appeal and who do not have a direct conflict of interest in the outcome of the ~~case~~ appeal. The arbitrators should be certified Range Officials if possible. All committee members will vote. The senior Range Official, or the senior ~~shooter~~ person if there are no Range Officials, will be the chairman.
- 11.3.1 Time Limit for Appeal to Arbitration – Written appeals to arbitration must be submitted to the Range Master on the appropriate form, accompanied by the applicable fee, within one hour of the time of the disputed call as recorded by Match Officials. Failure to comply will render the appeal invalid, and no further action will be taken. The Range Master must, on the appeal form, immediately record the time and date he received the appeal.
- 11.3.2 Decision Time Limit – The Committee must reach a decision within 24 hours of the request for arbitration or before the results have been declared final by the Match Director, ~~which ever~~ whichever comes first. If the Committee fails to render a decision within the prescribed period, both a first and third party appellant (see ~~Section 11.7~~ Rule 11.7.1) will automatically succeed in their appeal, and the fee will be returned.
- 11.6.2 Implement Decision – It will be the responsibility of the Range Master to implement the Committee's decision. The Range Master will ~~advise the appropriate match personnel who will~~ post the decision in a place available to all competitors. The decision is not retroactive and will not affect any incidents prior to the decision.
- 11.6.3 Decision is Final – The decision of the Committee is final and may not be appealed unless, in the opinion of the Range Master, new evidence received after the decision, but before the results have been declared final by the Match Director, warrants reconsideration.

Glossary:

Aim / Aiming: Aligning the barrel of a firearm at targets.

Chamber Safety Flag: A brightly colored device, no part of which resembles a round or any part thereof. The flag must be incapable of being inserted into a firearm which has a loaded chamber and must, while fitted, prevent a round from being inserted into the chamber. The flag must have an integral tab or ribbon clearly protruding from the firearm.

Course of fire: (Also "course" and "COF") An expression used interchangeably with "Stage" (see Rule 6.1.3). (Rewritten and moved to Section 6.1)

Downrange: The general area of a stage, shooting bay or range, where the muzzle of a firearm may be safely pointed during a course of fire and/or where bullets are intended or are likely to impact.

Dummy Ammunition: Includes practice or training rounds, blanks, snap caps and empty cases.

Engage: Firing a shot at a target. Firing a shot at, but missing, a target is not a "failure to engage". The malfunction of a firearm or a round which prevents a shot being fired, is deemed to be a "failure to engage".

Holster: A handgun retention device, worn on a competitor's belt.

Loaded: A firearm having a live or dummy round in the chamber or cylinder, or having a live or dummy round in an inserted or fitted magazine(s).

Match Personnel Official: A person People who have has an official duty or function at a match, but who are is not necessarily qualified as, or acting in the capacity of, a Match Range Officials.

Props: Items, other than targets or fault lines, used in the creation, operation or decoration of a COF.

~~Range Official: A person who is officially serving at a match in the capacity of a Range Officer (see Chapter 7).~~

Regional Director: The person, recognized by IPSC, who represents a Regional Directorate Region.

~~Regional Directorate: The organization recognized by IPSC, which directs the IPSC shooting activities in a Region.~~

Reshoot: A competitor's ~~further~~ subsequent attempt at a course of fire, authorized in advance by a Range Officer or an Arbitration Committee.

Sight picture: Aiming at a target without actually shooting at it (~~see Section 8.7~~).

Sweeping: Pointing the muzzle of a firearm at any part of any person's body during a course of fire when a handgun is held or touched while not securely holstered, or when a long gun is held while a chamber safety flag is not inserted while the firearm is being touched or held (see Rule 10.5.5).

Unloaded: A firearm which is totally devoid of any live or dummy rounds in its chamber(s) and/or in an inserted or fitted magazine(s).

Uprange: The general area of a stage, shooting bay or range, rearwards of the default maximum safe angle of fire (see Rule 2.1.2), where the muzzle of a firearm must not be pointed during a course of fire (exception: see Rule 10.5.6).

INDEX

Competition Match

Appendix A1: IPSC Match Levels

Revised Appendix as shown below.

Appendix A2: IPSC Recognition

Unless otherwise specified, IPSC sanctioned matches will recognize Divisions and Categories based on the number of registered competitors who actually compete in the match, including competitors disqualified during the match (e.g. if a Division at a Level III match has 10 competitors, but one or more are disqualified during the match, the Division will continue to be recognized), based on the following criteria:

3. Individual Categories:

Categories approved for individual recognition by Division are as follows:

- (a) Lady: Competitors of the female gender.
- (d) Super Senior: Competitors who are over the age of 60 on the first day of the match. A Super Senior has the option of electing to shoot in Senior Category, but not in both. A competitor over the age of 60 on the first day of the match may enter Senior category only if Super Senior is unavailable. If there are insufficient competitors for Super Senior Category to be recognized, all competitors registered in this Category will automatically be transferred to Senior Category.

Appendix C1: Calibration of IPSC Poppers

- 2. Prior to commencement of a match, the power factor of the calibration ammunition must be chronographed measured using the procedure specified in Rule 5.6.2. 5.6.3.3, except that only 4 rounds for each calibration firearm are required. The calibration ammunition, when tested through each designated ~~handgun~~ firearm, must achieve a power factor of between 120 to 125 a 125 power factor (variance +/- 5%) to qualify.

5. For initial calibration, each popper must be set to fall when hit within the calibration zone with a single shot fired from a designated ~~handgun~~ firearm using the calibration ammunition. The shot must be fired from the shooting location in the course of fire furthest from where at least part of the calibration zone of the popper being calibrated is visible to competitors. Calibration zones are indicated in the diagrams in the following pages.
7. (a) If the first shot fired by the calibration officer hits the calibration zone or below and the popper falls, the popper is deemed to be properly calibrated, and it will be scored as a miss.
 (b) If the first ~~the~~ shot fired by the calibration officer hits the calibration zone or below and the popper does not fall, the popper is deemed to have failed and the competitor must be ordered to reshoot the course of fire, once the popper has been recalibrated.
 (c) If the first shot fired by the calibration officer hits above ~~or below~~ the calibration zone, the calibration test is deemed to have failed and the competitor must be ordered to reshoot the course of fire. *(To be deleted if Pepper Poppers are retired)*

Appendix C2: IPSC Poppers Calibration Zones

New diagram as shown below.

Appendix C3: IPSC Metal Plates

Revised Appendix as shown below. Rifle and Shotgun to retain Separating Metal Plates in addition.

Appendix C4: Daily Chronograph Report Form

New Appendix as shown below.

Appendix D1: Open Division

6.	Minimum trigger pull (see Appendix F2 <u>E4</u>)	No
7.	Maximum handgun size	No
8.	Maximum magazine length	170mm (see Appendix F4 <u>E1</u>)
9.	Maximum ammunition capacity	No
10.	Max. distance of handgun and mags/speed loaders <u>allied equipment</u> from torso	50mm
11.	Rule 5.2.3.4 <u>5.2.10</u> / Appendix <u>E2</u> applies	<u>Yes</u> No
12.	Restriction on position of holster and other equipment	No
13.	Optical/electronic sights <u>permitted</u>	<u>Yes</u>
14.	Compensators, ports, sound and/or flash suppressors <u>permitted</u>	<u>Yes</u>
15.	Ports <u>permitted</u>	<u>Yes</u>

Special conditions:

- ~~14.~~ 14. Ammunition which fails to meet the minimum bullet weight above, but which chronographs at Major power factor, will be treated as unsafe and must be withdrawn (see Rule 5.5.6). If the weight of the first bullet weighed ~~of eight chronograph testing rounds drawn from a competitor~~ under Rule ~~5.6.3.2~~ 5.6.3.3 fails to meet the minimum bullet weight required for Major power factor, Rule 5.6.3.6 will apply, and a second bullet round ~~will be weighed as a final and definitive bullet weight test.~~

Appendix D2: Standard Division

6.	Minimum trigger pull (see Appendix F2 <u>E4</u>)	No
7.	Maximum handgun size	Yes, see below
8.	Maximum magazine length	Yes, see below
9.	Maximum ammunition capacity	No
10.	Max. distance of handgun and mags/speed loaders <u>allied equipment</u> from torso	50mm
11.	Rule 5.2.3.4 <u>5.2.10</u> / Appendix <u>E2</u> applies	Yes
12.	Restriction on position of holster and other equipment	Yes, see below
13.	Optical/electronic sights <u>permitted</u>	No
14.	Compensators, ports, sound and/or flash suppressors <u>permitted</u>	No, see below
15.	Ports <u>permitted</u>	No, see below

Special conditions:

- ~~46~~ 14. A handgun in its ready condition (See Section 8.1), but unloaded and with an empty magazine inserted or empty cylinder closed, must fit wholly within the confines of a box which has internal dimensions of 225mm x 150mm x 45mm (tolerance of +1 mm, -0 mm). Note that all magazines must comply; failing which Rule 6.2.5.1 will apply. ~~When a handgun is inserted into the box, rear adjustable sights may be slightly depressed, but all other features of the handgun, (e.g. collapsible and/or folding sights, slide rackers, thumb rests, external hammers, grips etc), must be fully extended or deployed. Additionally, telescoping magazines and/or magazines with spring-loaded bases or base pads are expressly prohibited.~~

- ~~17.~~ Neither the handgun, nor any of its attachments, nor the holster, nor any allied equipment, can extend forward of the line illustrated in Appendix F3. Any such items a Range Officer deems not to be in compliance must be safely and promptly adjusted, failing which Rule 6.2.5.1 will apply.

- ~~17~~ 15. The handgun is placed inside the box with the barrel parallel to the longest side of the box. Rear adjustable sights may be slightly depressed, but all other features of the handgun, (e.g. collapsible and/or folding sights, slide rackers, thumb rests, grips etc.), must be fully extended or deployed. Additionally, telescoping magazines and/or magazines with spring-loaded bases or base pads are expressly prohibited.

- 48 16. Only porting of barrels is prohibited. Slides may be ported.

- 49 17. 357SIG is also an approved caliber for Major, subject to achieving the applicable minimum power factor. This concession has been extended until 31 December 2014 2014.

Appendix D3: Modified Division

~~Delete Modified Division.~~

~~The following changes to apply if Modified Division is not deleted.~~

6.	Minimum trigger pull (see Appendix F2 <u>E4</u>)	No
7.	Maximum handgun size	Yes, see below
8.	Maximum magazine length	Yes, see below
9.	Maximum ammunition capacity	No
10.	Max. distance of handgun and mags/speed loaders <u>allied equipment</u> from torso	50mm
11.	Rule 5.2.3.4 <u>5.2.10</u> / Appendix <u>E2</u> applies	Yes
12.	Restriction on position of holster and other equipment	Yes, see below
13.	Optical/electronic sights permitted	Yes
14.	Compensators, <u>ports</u>, sound and/or flash suppressors permitted	Yes
15.	Ports permitted	Yes

Special conditions:

- 46 14. A handgun in its ready condition (See Section 8.1), but unloaded and with an empty magazine inserted or empty cylinder closed, must fit wholly within the confines of a box which has internal dimensions of 225mm x 150mm x 45mm (tolerance of +1 mm, -0 mm). Note that all magazines must comply; failing which Rule 6.2.5.1 will apply. ~~When a handgun is inserted into the box, rear adjustable sights may be slightly depressed, but all other features of the handgun and magazines, including collapsible and/or folding optical/electronic sights, must be in the same state of deployment as when the Start Signal is given.~~

- 15. When a handgun is inserted into the box, rear adjustable sights may be slightly depressed, but all other features of the handgun and magazines, including collapsible and/or folding optical/electronic sights, must be in the same state of deployment as when the Start Signal is given.

- ~~17.~~ Neither the handgun, nor any of its attachments, nor the holster, nor any allied equipment, can extend forward of the line illustrated in Appendix F3. Any such items a Range Officer deems not to be in compliance must be safely and promptly adjusted, failing which Rule 6.2.5.1 will apply.

Appendix D?: Classic Division

New Division as shown below to be adopted for evaluation purposes for 3 years.

Appendix D4: Production Division

6.	Minimum trigger pull (see Appendix F2 <u>E4</u>) <u>First shot / subsequent shots</u>	<u>Yes</u> 2.27 kg (5lbs) for first shot <u>2.0kg / 1.0kg</u>
7.	Maximum handgun size	Maximum barrel length 127mm (5")
8.	Maximum magazine length	No
9.	Maximum ammunition capacity	Yes, see Point 49 <u>16.2</u> below
10.	Max. distance of handgun and mags/speed loaders <u>allied equipment</u> from torso	50mm
11.	Rule 5.2.3.4 <u>5.2.10</u> / Appendix <u>E2</u> applies	Yes
12.	Restriction on position of holster and other equipment	Yes, see below.
13.	Optical/electronic sights permitted	No
14.	Compensators, ports, sound and/or flash suppressors permitted	No
15.	Ports permitted	No

Special conditions:

~~14.~~ 14. Only handguns ~~approved and listed as approved~~ on the IPSC website may be used in Production Division. Note that handguns deemed by IPSC to be single-action-only are expressly prohibited.

~~15.~~ 15. ~~Handguns deemed by IPSC to be single action only are prohibited.~~ Handguns with external hammers must be fully decocked (see Rule 8.1.2.5), at the start signal. First shot attempted must be double action. Competitors in this Division who, after the issuance of the start signal and prior to attempting the first shot, cock the hammer on a handgun which has a loaded chamber, will incur one procedural penalty per occurrence. Note that a procedural penalty will not be assessed in respect of courses of fire where the ready condition requires the competitor to prepare the handgun with an empty chamber. In these cases, the competitor may fire the first shot single action.

~~18.~~ 18. ~~Neither the handgun, nor any of its attachments, nor the holster, nor any allied equipment, can extend forward of the line illustrated in Appendix F3. Any such items a Range Officer deems not to be in compliance must be safely and promptly adjusted, failing which Rule 6.2.5.1 will apply.~~

~~16.~~ 16. Original parts and components offered by the OFM as standard equipment, or as an option, for a specific model handgun on the IPSC approved handgun list are permitted, subject to the following:

~~16.1~~ 16.1 Modifications to them, other than minor detailing (the removal of burrs and/or adjustments unavoidably required in order to fit replacement OFM parts or components ~~and/or identifying marks which add or remove negligible weight to/from magazines~~), are prohibited. Other prohibited modifications include those which facilitate faster reloading (e.g. flared, enlarged and/or add-on magwells, etc.), changing the original color and/or finish of a handgun, and/or adding stripes or other embellishments.

~~16.2~~ 16.2 Magazines accessible to a competitor during a COF must not contain more ~~that~~ than 15 rounds at the Start Signal. Identifying marks or decals, internal capacity limiters, bumper pads and additional witness holes, which add or remove negligible weight to/from magazines, are permitted.

~~16.3~~ 16.3 Sights may be trimmed, adjusted and/or have sight black applied. Sights may also be fitted with fiber optic or similar inserts.

~~20~~ 17. Aftermarket parts, components and accessories are prohibited, except as follows:

~~20~~ 17.1 Aftermarket magazines are permitted, subject to ~~49~~ 16.2 above.

~~20~~ 17.2 Aftermarket open sights (see Rule 5.1.3.1) are permitted, provided their installation and/or adjustment requires no alteration to the handgun.

~~20~~ 17.3 Aftermarket ~~grips~~ grip panels which match the profile and contours of the OFM standard or optional grip panels for the approved handgun and/or the application of tape on grips (see Appendix F4 E3) is are permitted. However, rubber sleeves are prohibited.

~~21.~~ ~~A competitor who fails to comply with any of the requirements above will be subject to Rule 6.2.5.1.~~

Appendix D5: Revolver Standard Division

6.	Minimum trigger pull (see Appendix F2 <u>E4</u>)	No
7.	Maximum handgun size	No
8.	Maximum magazine length	Not applicable
9.	Maximum ammunition capacity	No, see below.
10.	Max. distance of handgun and speed loaders <u>allied equipment</u> from torso	50mm
11.	Rule 5.2.3.4 <u>5.2.10</u> / Appendix <u>E2</u> applies	<u>Yes</u> <u>No</u>
12.	Restriction on position of holster and other equipment	No
132.	Optical/electronic sights <u>permitted</u>	No
143.	Compensators, ports, sound and/or flash suppressors <u>permitted</u>	No
15.	Ports <u>permitted</u>	No

Special conditions:

~~46~~ 14. No limit on cylinder capacity. ~~however,~~ A maximum of 6 rounds to be fired before reloading. Violations will incur one procedural penalty ~~per occurrence~~ for each shot in excess of 6 rounds actually fired before reloading.

~~47~~ 15. Any complete revolver (or a revolver assembled from components), produced by an OFM and available to the general public (except prototypes) is permitted.

~~48~~ 16. Modifications such as weights or other devices to control and/or to reduce recoil are prohibited.

~~49~~ 17. Modifications which are permitted are limited to:

~~49~~ 17.1 Replacement of, or modification to, sights, hammers and cylinder releases;

~~49~~ 17.2 Replacement barrels, provided the barrel length, weight and profile are the same as the OFM standard;

~~49~~ 17.3 Cosmetic enhancements ~~which do not give a competitive advantage~~ (e.g. plating, checkering of frames, custom grips);

~~49~~ 17.4 Chamfering and/or modifications to the cylinder to accept "Moon Clips".

~~49~~ 17.5 Replacement springs, trigger stops and other modifications to enhance the operation of the trigger.

~~20~~ 18. "Self-loading" revolvers with retractable slides are prohibited in this Division.

Appendix E1 and E2: “J” Ladders Shoot-Off Elimination Table

Delete the current E1 and E2 and replace with a new A3 as shown below.

Appendix F1 E1: Magazine Measurement Procedure

Renumbered and revised as shown below.

Appendix F2 E4: Trigger Pull Testing Procedure

Renumbered and replace the current wording with that shown below.

Appendix F3 E2: Diagram of Equipment Position

Renumbered and new diagram as shown below.

Appendix F4 E3: Production Division – Boundaries of Tape on Grips

Renumbered and revised diagram as shown below.

Appendix G1: Scoring Hand Signals

New Appendix as shown below.

APPENDIX A1 IPSC Match Levels

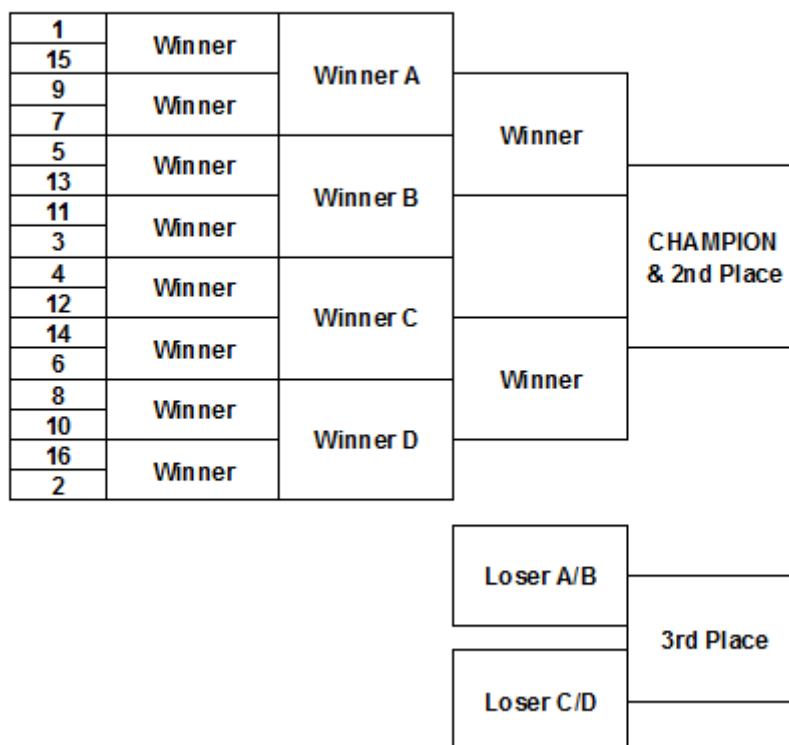
Key: R = Recommended, M = Mandatory

	Level I	Level II	Level III	Level IV	Level V
01. Must follow latest edition IPSC rules	M	M	M	M	M
02. Competitors must be individual members of their IPSC Region of residence (Section 6.5)	R	M	M	M	M
03. Match Director	M	M	M	M	M
04. Range Master (actual or designated)	M	M	M	M	M
05. Range Master approved by Regional Directorate	R	R	M	R	R
06. Range Master approved by IPSC Executive Council				M	M
07. One Chief Range Officer per Area	R	R	R	M	M
08. One NROI official per stage	R	R	M	M	M
09. One IROA official per stage			R	M	M
10. IROA Stats Director <u>Officer</u>			R	M	M
11. One Range Staff (target restorer) for each 6 rounds	R	R	R	R	R
12. COF approval by Regional Directorate	R	R	M		
13. COF approval by IPSC committee			M	M	M
14. IPSC sanctioning (<u>see below</u>)			M	M	M
15. Chronograph		R	R	M	M
16. Three month advance registration with IPSC			M		
17. IPSC Assembly approval on three year cycle				M	M
18. Inclusion in IPSC Match Calendar			M	M	M
19. Post match reports to IROA			M	M	M
20. Recommended minimum rounds					
<u>Handgun</u>	28 <u>40</u>	75 <u>80</u>	150	300	450
<u>Rifle (see Section 1.2.1)</u>	40	76 <u>80</u>	150	200	250
<u>Shotgun</u>	40	75 <u>80</u>	150	200	250
21. <u>Number of stages</u>					
<u>Handgun</u>	-	-	-	<u>24</u>	<u>30</u>
Recommended minimum stages					
<u>Handgun</u>	2 <u>3</u>	5 <u>6</u>	8 <u>12</u>	25 -	36 -
<u>Rifle</u>	2 <u>3</u>	5 <u>6</u>	12	20 <u>24</u>	25 <u>30</u>
<u>Shotgun</u>	2 <u>3</u>	5 <u>6</u>	12	20 <u>24</u>	25 <u>30</u>
22. Recommended minimum competitors					
<u>Handgun</u>	10	50	120	200	300
<u>Rifle</u>	10	25 <u>50</u>	50 <u>120</u>	100 <u>200</u>	250 <u>300</u>
<u>Shotgun</u>	10	50	100 <u>120</u>	150 <u>200</u>	250 <u>300</u>
23. Match rating (points)	1	2	3	4	5

24. * ~~Point 14:~~ Note that International sanctioning of Level I and Level II matches is not required. However, each Regional Directorate is entitled to establish **their** own criteria and procedures for sanctioning of such ~~Level I and Level II~~ matches held within **their** own Region.

APPENDIX A3 Shoot-Off Elimination Table

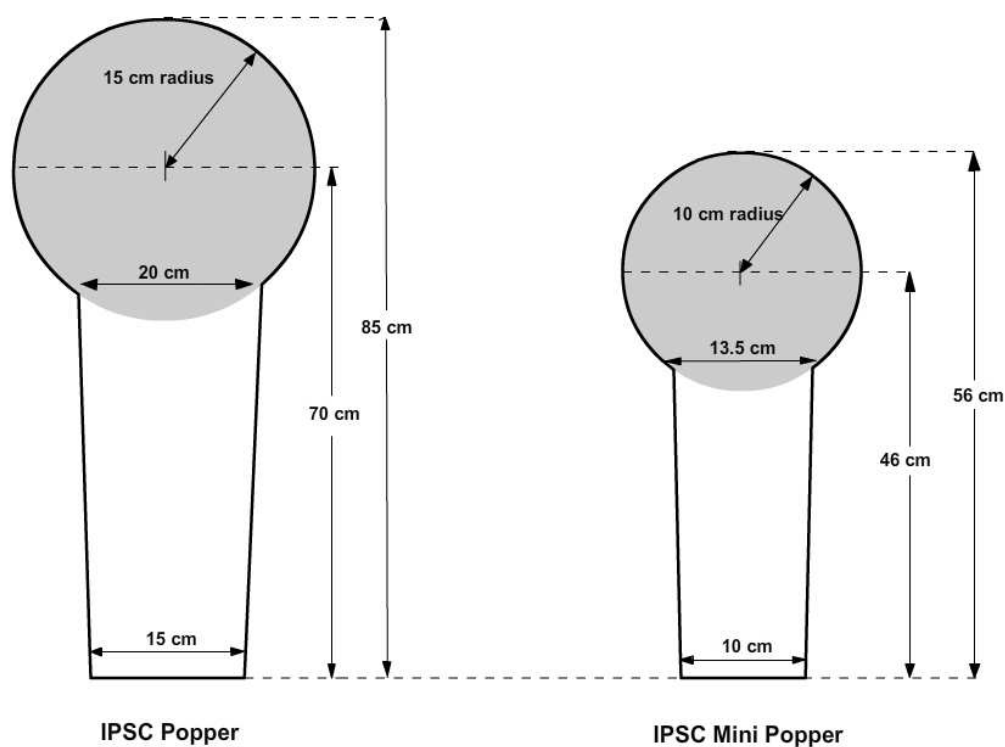
Top 16	Quarter Final	Semi-Final	Finals	Awards
	(Single Elimination)		(Best of 3)	



APPENDIX C2 IPSC Poppers

HANDGUN		RIFLE / SHOTGUN
5 points	Scoring Minor / Major	5 or 10 points (Rules 9.4.1.1 & 9.4.1.2)
Minus 10 points	Penalty Miss / No-Shoot	Minus 10 points

The calibration zone for each popper is indicated by the shaded area.



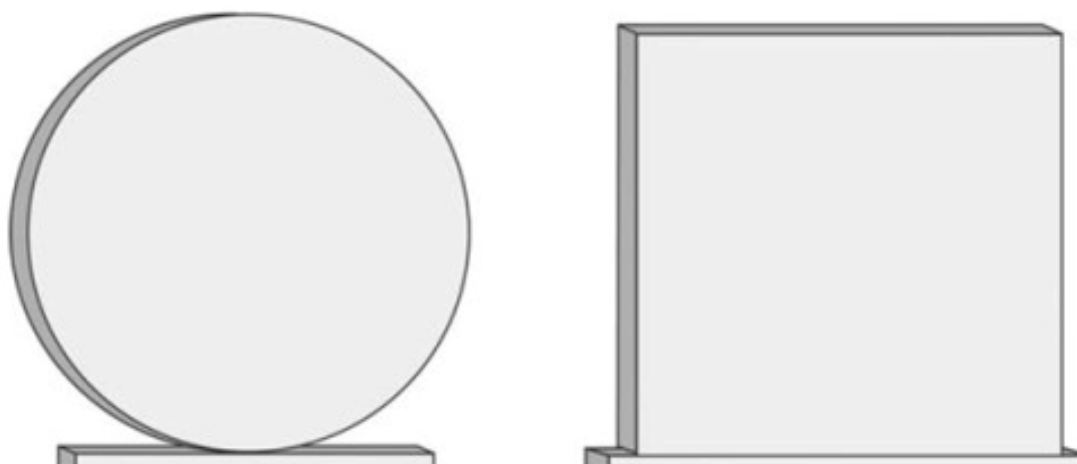
Tolerance +/- 0.5 cm

Metal targets and no-shoots which can accidentally turn edge-on or sideways when hit are expressly prohibited. Using them may result in the withdrawal of IPSC sanction (see Rule 4.3.1.1).

APPENDIX C3 IPSC Metal Plates

HANDGUN			RIFLE / SHOTGUN	
5 points		Scoring Minor / Major	5 or 10 points (Rules 9.4.1.1 & 9.4.1.2)	
Minus 10 points		Penalty Miss / No-Shoot	Minus 10 points	
Round	Rectangular	Dimensions	Round	Rectangular
20cm Ø	15x15cm	Minimum	15cm Ø	15x15cm
30cm Ø	30x30cm	Maximum	30cm Ø	45x30cm

RIFLE		
Target Distance	Test Firing (Rule 2.5.3)	
<u>75 – 100m</u>	<u>15cm Ø</u>	<u>15x15cm</u>
<u>101 – 200m</u>	<u>20cm Ø</u>	<u>20x20cm</u>
<u>201 – 300m</u>	<u>30cm Ø</u>	<u>30x30cm</u>
<u>Distances and sizes must be clearly indicated</u>		



Important Construction Notes

~~A small block of wood (indicated by dark shading above), approximately 2cm x 2cm, and about the same width as the plate, should be affixed in front of the base of the plate, to help prevent the plate from turning sideways when shot.~~

Metal plates which can accidentally turn edge-on or sideways when hit are expressly prohibited. Using them may result in the withdrawal of IPSC sanction (see Rule 4.3.1.1).

For Handgun matches plates should be mounted on hard cover or metal stakes at least 1m high.

APPENDIX C4 Daily Chronograph Report Form

CHRONOGRAPH DAILY REPORT

Test Gun Make/Model:	Test Gun Serial Number:	Bullet Weight:
----------------------	-------------------------	----------------

DATE	SHOT VELOCITY (FPS)			Average Velocity	Power Factor	% Change	Initials	
	1	2	3				CRO	RM
						N/A		

APPENDIX D? Classic Division

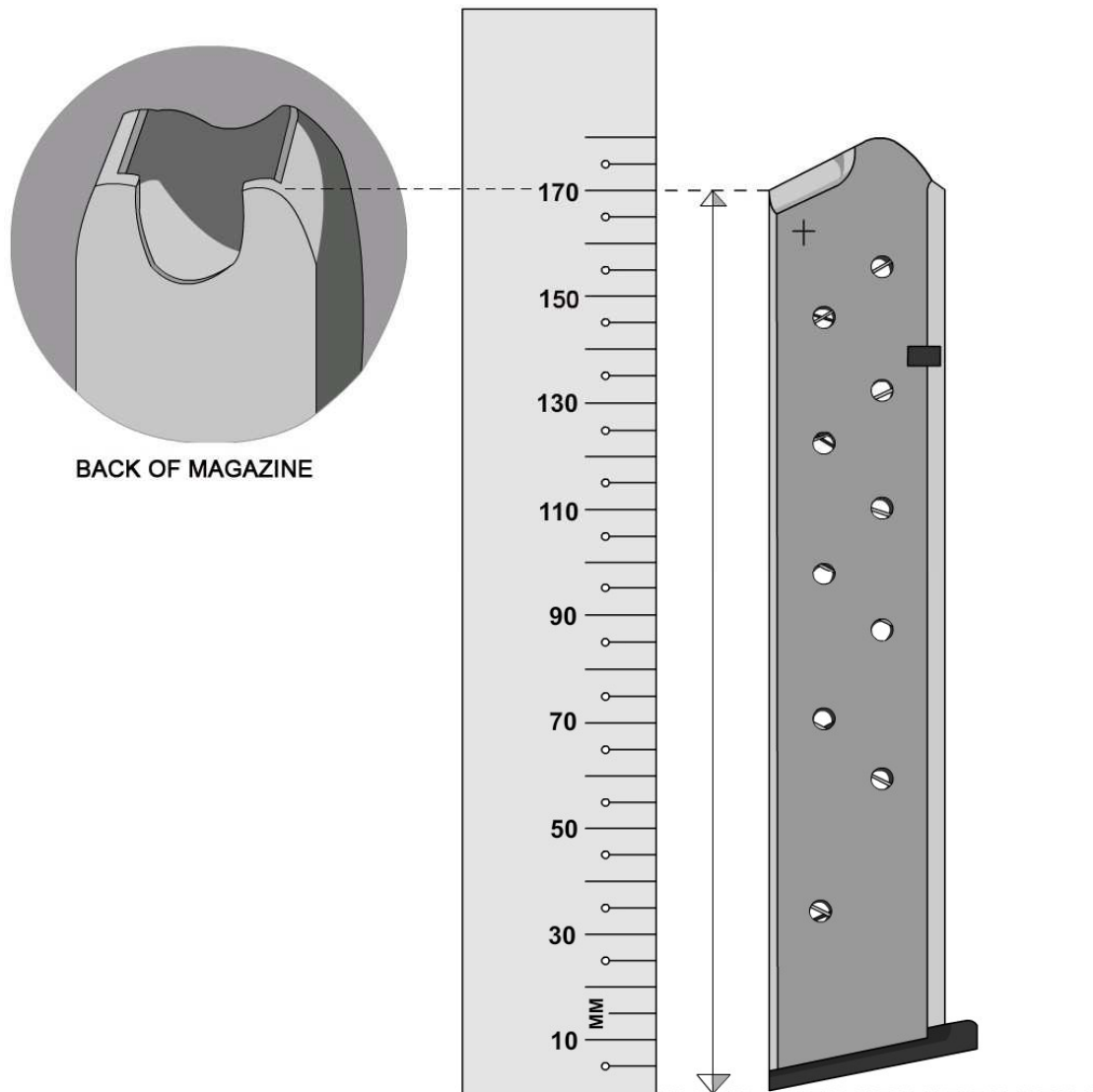
(For evaluation only - expires 31 December 2014)

1.	Minimum power factor for Major	170
2.	Minimum power factor for Minor	125
3.	Minimum bullet weight	No
4.	Minimum bullet caliber / cartridge case length	9mm (0.354") / 19mm (0.748")
5.	Minimum bullet caliber for Major	10mm (0.40"), see below
6.	Minimum trigger pull (see Appendix E4)	No
7.	Maximum handgun size	Yes, see below
8.	Maximum magazine length	Yes, see below
9.	Maximum ammunition capacity	Yes, see below
10.	Max. distance of handgun and allied equipment from torso	50mm
11.	Rule 5.2.10 / Appendix E2 applies	Yes
12.	Optical/electronic sights	No
13.	Compensators, ports, sound and/or flash suppressors	No

Special conditions:

14. A handgun in its ready condition (see Section 8.1), but unloaded and with an empty magazine inserted, must fit wholly within the confines of a box which has internal dimensions of 225mm x 150mm x 45 mm (tolerance of +1 mm, -0 mm). Note that all magazines must comply.
15. The handgun is placed inside the box with the barrel parallel to the longest side of the box. Rear adjustable sights may be slightly depressed during insertion.
16. Handguns must be based on and visibly resemble the classic 1911-genre design. This means a single-stack, one piece metal frame, and a dust cover (without an accessory rail) which has a maximum length of 75mm when measured from the leading edge of the dust cover to the rear of the slide stop pin. Magazine well openings cannot exceed a maximum outside width of 35mm. Compliance is checked by way of a 35mm wide, and at least 5mm deep, notch carved into the outside of the box, or by use of a ruler or caliper, as approved by the officiating Range Master.
17. Prohibited modifications are slide lightening cuts, weak hand thumb rests and slide rackers.
18. Permitted modifications are those of a cosmetic nature (e.g. custom grip panels, scrimshaw or similar surface engravings, checkering or serrations etc.), replacement single or ambidextrous thumb safeties, and any open sights (which may be embedded into the slide).
19. Magazines accessible to a competitor during a COF must not contain more than 8 rounds (for Major power factor) or 10 rounds (for Minor power factor) at the Start Signal.
20. 357SIG is also an approved caliber for Major, subject to achieving the applicable minimum power factor. This concession expires 31 December 2014.

APPENDIX F4 E1 Magazine Measurement Procedure



The magazine is placed vertically upright on a flat surface, with the measurement taken from the flat surface upwards to the rear of the feed-lips, as illustrated. Only straight, rigid magazines are permitted (i.e. flexible, drum, "J", "L", "T" or similar shape magazines are prohibited).

APPENDIX F2 E4 Trigger Pull Testing Procedure

All Handguns -- Primary Double-Action Test:

1. Unloaded striker-fired handguns are cocked by having their slides fully retracted and released, without touching the trigger. Unloaded DAO handguns do not require action of the slide. Unloaded selective action handguns are prepared in double action mode;
2. The base of a 2.0kg trigger weight is placed on a flat surface, the muzzle of the handgun is pointed vertically skywards, and the hook of the trigger weight is placed as closely as possible to the center of the trigger face. If the handgun has an external trigger safety, the hook of the trigger weight is placed so that the trigger safety will be deactivated when the handgun is raised. Thumb or grip safeties are also deactivated for testing purposes only;
3. The test is conducted by gently raising the handgun until the base of the trigger weight rises 2cm above the flat surface. This test is conducted a maximum of 3 times;
4. If the striker does not fall (or if the hammer of a DAO or selective action handgun does not rise and fall with sufficient power to firmly strike the rear of the firing pin) on any 1 of the 3 attempts above, the handgun has passed the test.

Selective Action (SA/DA) Handguns -- Additional Single-Action Test:

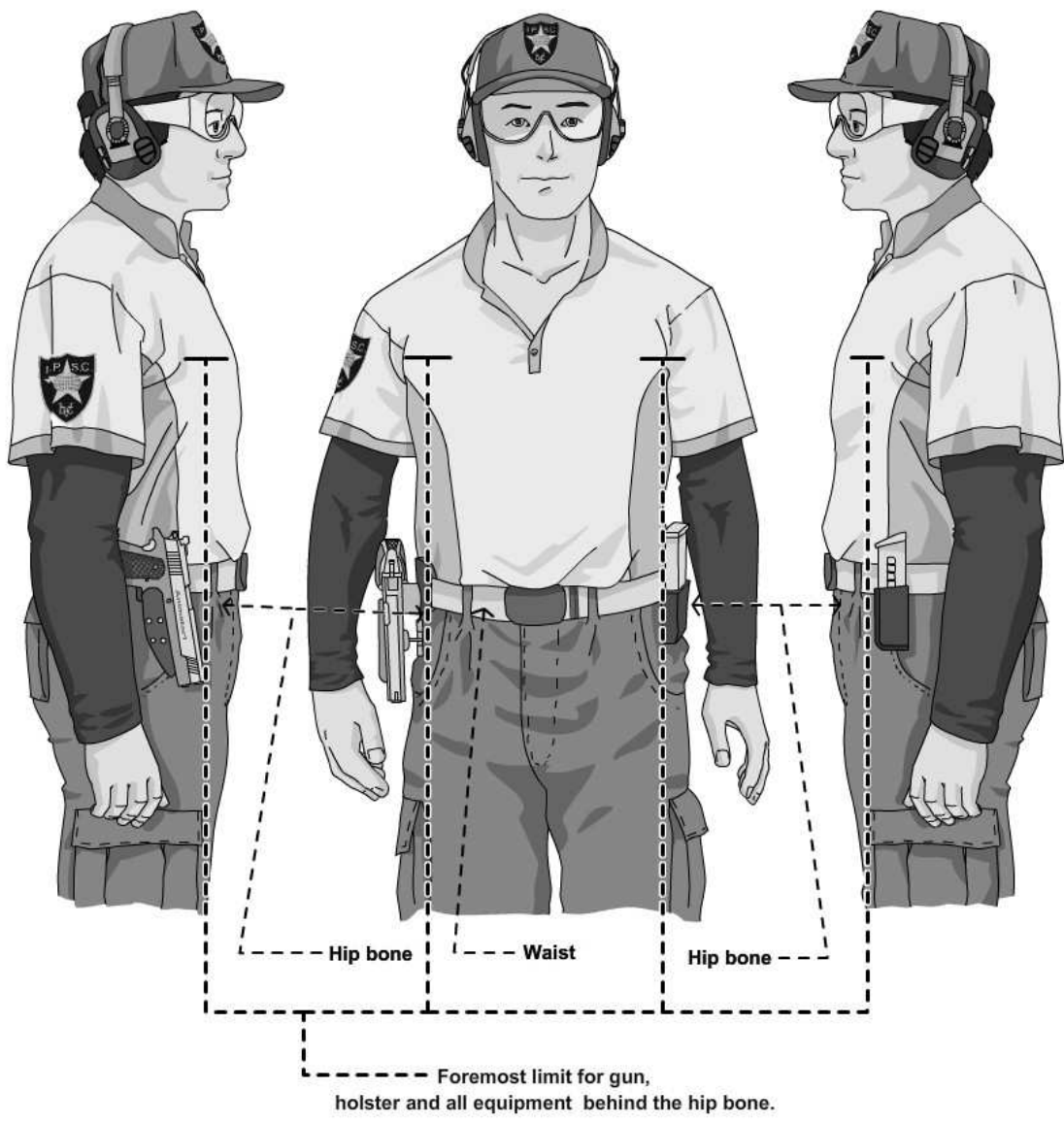
In addition to the double-action trigger pull test as specified in points 1-4 above, an additional test is conducted to determine the single-action trigger pull, as follows:

5. The unloaded handgun is cocked by having its slide fully retracted and released, without touching the trigger (or the hammer, if any);
6. The base of a 1.0kg trigger weight is placed on a flat surface, the muzzle of the handgun is pointed vertically skywards, and the hook of the trigger weight is placed as closely as possible to the center of the trigger face. If the handgun has an external trigger safety, the hook of the trigger weight is placed so that the trigger safety will be deactivated when the handgun is raised. Thumb or grip safeties are also deactivated for testing purposes only;
7. The test is conducted by gently raising the handgun until the base of the trigger weight rises 2cm above the flat surface. This test is conducted a maximum of 3 times;
8. If the hammer does not fall on any 1 of the 3 attempts above, the handgun has passed the test.

Special Notes:

9. The above protocols apply to tests conducted after a competitor has commenced shooting at a competition. If a test is conducted beforehand (see Rule 6.2.3), the competitor is entitled to adjust his handgun and to resubmit it for testing, without penalty, prior to attempting any courses of fire.
10. Handguns which, for any reason, cannot strictly comply with the testing protocols above must be referred to the Range Master, who will determine what action is to be taken.

APPENDIX F3 E2 **Diagram of Equipment Position**






APPENDIX F4 E3 Production Division - Boundaries of Tape on Grips




The maximum surface area to which tape can be applied in a single layer (unavoidable minor overlapping up to 2cm permitted), is illustrated in the diagrams below:



Tape can only be applied within areas indicated by the dotted lines, which includes the front and rear backstrap sections of the grip. However tape cannot be used to disengage or disable a grip safety, nor can tape be applied to any part of the slide, trigger, trigger guard, magazine or on any lever or button.

APPENDIX G1 Scoring Hand Signals

		
Alpha	Charlie	Delta

		
Miss	No-Shoot	Re-Score

When two shots per target are used, both arms are employed.

Rifle

- 1.1.5 Freestyle – IPSC matches are freestyle. Competitors must be permitted to solve the challenge presented in a freestyle manner and, for handgun and shotgun matches, to shoot targets on an "as and when visible" basis. After the start signal, courses of fire must not require mandatory reloads nor dictate a shooting position, location or stance, except as specified below. However, conditions may be created, and barriers or other physical limitations may be constructed, to compel a competitor into shooting positions, locations or stances.
- 1.1.5.3 General Courses, Standard Exercises and Classifiers may not specify that the weak shoulder is to be used when shooting.
- 1.1.5.4 If a written stage briefing specifies that a competitor is required to carry, retain or grasp an object during his attempt at a course of fire, Rule 10.2.2 will apply.
- 1.1.7 Challenge – IPSC Rifle matches recognize the challenges presented when difficulty of using full power rifles firearms in dynamic shooting, and must always employ a minimum power level factor to be attained by all competitors to reflect this challenge.
- 1.2.1.1 "Short Courses" – must not require more than 5 rounds to complete. ~~and no more than 2 shooting locations.~~ If 2 hits per paper target are required, the number of rounds is increased to 10.
- 1.2.1.2 "Medium Courses" – must not require more than 10 rounds to complete. ~~and no more than 3 shooting locations.~~ Course design and construction must not require more than 5 scoring targets to be shot from any single location or view, nor allow a competitor to shoot all targets in the course of fire from any single location or view. ~~If more than 5 scoring targets can be shot from a single location, the extra scoring targets must be able to be shot from another shooting location.~~ If two hits per paper target are required, the number of maximum rounds to complete is increased to 20 and the maximum number of scoring hits from any single location or view is increased to 10.
- 1.2.1.3 "Long Courses" – must not require more than 20 rounds to complete. Course design and construction must not require more than 5 scoring targets to be available shot from any single location or view, nor allow a competitor to shoot all targets in the course of fire from any single location or view. ~~If more than 5 scoring targets can be shot from a single location, the extra scoring targets must be able to be shot from another shooting location.~~ If 2 hits per paper target are required, the number of maximum rounds to complete is increased to 40 and the maximum number of scoring hits from any single location or view is increased to 10.
- 1.2.1.4 The recommended balance for an IPSC sanctioned match is a ratio of 3 Short Courses to 2 Medium Courses to 1 Long Course. Where possible, it is further recommended that no single COF in a match represents more than 15% of the total match points available. Significant variance from this ratio will not be approved by IPSC.
- 1.2.3.1 "Shoot-Off" – An event conducted separately from a match. Two eligible competitors simultaneously engage two identical and adjacent target arrays in a process of elimination (see Appendix A3). must not require Each target array must not exceed more than 6 rounds for manual action Divisions, and 12 rounds for semi auto Divisions, to complete and each competitor may be required to perform a mandatory reload between shooting at his first and final targets.
- 2.1.4 Target Locations – When a course is constructed to include target locations other than immediately downrange, organizers and officials must protect or restrict surrounding areas to which competitors, officials or spectators have access. Each competitor must be allowed permitted to solve the competitive problem in his own way and must not be hindered by being forced to act in any manner which might cause unsafe action. Targets must be arranged so that shooting at them as presented will not cause competitors to breach safe angles of fire.

- 2.1.9 Berms – All berms are “off limits” to all persons at all times, except when access to them is specifically permitted by a Range Officer (see ~~Rule 10.6.1~~ Section 10.6).
- 4.1.1 Only targets approved by the IPSC Assembly and which fully comply with the specifications in Appendices B and C, and frangible targets (see Rule 4.4.1), are to be used for IPSC Rifle matches (~~see Section 9.4~~).
- 4.1.2 Scoring targets used in all IPSC ~~Rifle~~ matches must be of a single color, as follows:
- 4.1.3 No-shoots must be clearly marked with a conspicuous “X” or be of a single, unique color different from scoring targets throughout a match or tournament (i.e. if no-shoots are yellow, they must all be yellow in a match or tournament). ~~Metal no-shoots in the general size and shape of authorized paper targets may be used. Metal no-shoots do not have a non-scoring border. (Moved to 4.3.1.3 and 4.3.4.2)~~
- 4.2.1 *Delete existing wording.*
- ~~4.2.1~~ There are five paper targets approved for use in IPSC long gun matches (see Appendix B). The IPSC Mini Target is intended to simulate full size IPSC Targets placed at greater distances. The two sizes may be included together in the same course of fire provided that all Mini Targets are placed at least 2 metres further rearwards of the most distant full size Target in that course of fire (i.e. if the most distant full size Target is 15m downrange, the nearest Mini Target must be at least 17m downrange).
- ~~4.2.1.1~~ The Universal, the A4/A and the A3/B targets may be included together with other paper targets in the same course of fire.
- 4.3.1 *Delete existing wording.*
- 4.3.1.1 *Delete existing wording.*
- 4.3.1.2 *Delete existing wording.*
- 4.3.1.3 *Delete existing wording.*
- 4.3.1.4 *Delete existing wording.*
- 4.3.1.5 *Delete existing wording.*
- 4.3.1.6 *Delete existing wording.*
- 4.3.1.7 *Delete existing wording.*
- ~~4.3.1~~ General Rules
- ~~4.3.1.1~~ Metal targets and no-shoots which can accidentally turn edge-on or sideways when hit are expressly prohibited. Using them may result in withdrawal of IPSC sanction.
- ~~4.3.1.2~~ Metal targets and no-shoots which a Range Officer deems have fallen or overturned due to being hit on the apparatus supporting them, or for any other accidental reason (e.g. wind action, a ricochet, being hit solely by a shotgun wad etc.), will be treated as range equipment failure (see Rule 4.6.1)
- ~~4.3.1.3~~ Metal targets and no-shoots do not have a non-scoring border.
- ~~4.3.1.4~~ Metal targets and no-shoots must be shot and fall, overturn or self-indicate to score.
- ~~4.3.2~~ IPSC Poppers
- ~~4.3.2.1~~ IPSC Poppers and IPSC Mini Poppers are both approved metal targets designed to recognize power, and must be calibrated as specified in Appendix C1,
- ~~4.3.2.2~~ IPSC Mini Poppers are used to simulate IPSC Poppers placed at greater distances. The two sizes may be included together in the same course of fire provided that all Mini Poppers are placed at least 2 metres further rearwards of the most distant full size Popper in that course of fire (i.e. if the most distant full size Popper is 15m downrange, the nearest Mini Popper must be at least 17m downrange).

4.3.2.3 Pepper and Classic versions of the same size popper may be included together in the same course of fire. (This rule to be deleted if Pepper Poppers are retired)

4.3.3 IPSC Plates

4.3.3.1 Metal plates of various sizes may be used (see Appendix C3). It is recommended that the size of metal plates be no less than 15cm Ø / 15x15cm at distances from 50 to 150 meters, be no less than 20cm Ø / 20x20cm at distances from 150 to 250 meters, and be no less than 30cm Ø / 30x30cm above 250 meters. Metal targets in the general size and shape of authorized paper targets may also be used. (Moved from 4.3.1)

4.3.3.2 Metal plates do not recognize power and are not subject to calibration or calibration challenges. If a metal plate has been adequately and directly hit (i.e. with a full diameter bullet) but it fails to fall or overturn, a Range Officer may declare range equipment failure and order the competitor to reshoot the course of fire, after the faulty plate has been rectified.

4.3.3.3 Metal plates which fail to fall or overturn when initially hit, but which fall or overturn when hit with a subsequent shot, are not subject to a reshoot.

4.3.4 No-Shoots

4.3.4.1 Metal no-shoot poppers and plates, must be shot and fall, overturn or self-indicate to score. If hit they should be repainted during the scoring process.

4.3.4.2 Metal no-shoots in the general size and shape of authorized paper targets may be used.

4.4.1 Frangible targets, such as clay pigeons or tiles, may be used as scoring targets or no-shoots in IPSC Rifle matches. They must not be used as fault lines or as other items which incur penalties.

4.4.1.1 *Delete existing wording.*

5.1.1 ~~Rifles Firearms~~ are ~~separated and defined~~ regulated by Divisions (see Appendix D), but courses of fire must remain consistent for all Divisions.

5.1.4 Unless required by a Division (see ~~Appendices~~ Appendix D), there is no restriction on the trigger pull weight of a firearm, ~~however,~~ but the trigger mechanism must, at all times, function safely.

5.1.7.2 In using the substitute ~~rifle~~ firearm the competitor will not gain an competitive advantage.

5.1.7.3 The competitor's ammunition, when tested in the substitute ~~rifle~~ firearm, attains the minimum power factor ~~using the match chronograph (see Rule 5.6.3.9).~~

5.1.8 A competitor who substitutes or significantly modifies a ~~rifle~~ firearm and/or sights during a match without the prior approval of the Range Master will be subject to the provisions of ~~Section 10.6~~ Rule 10.6.1.

5.2.1 *Delete existing wording.*

5.2.1.1 *Delete existing wording.*

5.2.1.2 *Delete existing wording.*

5.2.1.3 *Delete existing wording.*

5.2.1.4 *Delete existing wording.*

5.2.1.5 *Delete existing wording.*

5.2.1.6 *Delete existing wording.*

5.2.1 Carry and Storage – Except when within the boundaries of a safety area, or when under the supervision and direct command of a Range Officer, long-guns must be unloaded and held, shouldered or slung (or placed in a rack), with the muzzle pointed skywards. Long-guns placed in a slip or case are not required to be pointed skywards. The action may be open or closed, but a chamber safety flag must be fitted at all times when the firearm is not in use. Detachable magazines must be removed. Failure to comply may be subject to the provisions of Rule 10.5.1.

5.2.1.1 Competitors arriving at an IPSC match in possession of a loaded firearm must immediately report to an officiating Range Official, who will supervise unloading of the firearm. Competitors failing to comply may be subject to Rule 10.5.13.

5.2.1.7 *Renumber as Rule 5.2.1.2.*

5.2.3 *Delete existing wording.*

5.2.3 The use of shooting sticks and similar is prohibited.

5.5.5 *Delete existing wording.*

5.5.7 *Renumber as Rule 5.5.5.*

5.6.1 The power factors for each Division are stipulated in Appendix D. One or more official match chronographs must be used to assist in the determination of the power factor of each competitor's ammunition. ~~However, in~~ In the absence of official match chronographs, the power factor declared by a competitor cannot be challenged.

5.6.2.6 If bullet weighing is conducted in advance of a competitor's arrival, weighed bullets must be retained by the chronograph station with the competitor's remaining sample rounds, until the competitor or their delegate has attended the chronograph station and completed testing (see Rule 5.6.3.3). If a competitor challenges the weight of a bullet pre-weighed before his arrival, he is entitled to have the scales calibrated, and the test bullet reweighed, in his presence.

5.6.3.1 Ammunition must be tested using the competitor's firearm. Moreover, prior to and/or during testing, the competitor's firearm and the component parts thereof must not be altered or modified in any way from the condition it is being used (or will be used) at the match. Violations will be subject to Rule 10.6.1.

5.6.3.3 From the 8 sample rounds drawn by Match Officials, 1 bullet is removed and weighed to determine the actual bullet weight, and 3 bullets are fired over the chronograph. All digits visible on the scales and chronograph displays must be used at face value (i.e. without rounding or truncation), for the calculation in the next rule. In the absence of a bullet puller and scales, the competitor's declared bullet weight will be used. ~~Digits displayed on the official match bullet scales and chronograph will be used at face value, irrespective of the number of decimal places indicated on the particular model of measuring device used at the match.~~

5.6.3.7 If the resultant power factor fails to meet the Major power factor floor of the relevant Division, the competitor's ~~entire match~~ scores will be recalculated as Minor, if achieved.

5.6.3.8 If the resultant power factor fails to meet the minimum power factor floor for the relevant Division, the competitor may continue shooting the match, but ~~not for score or match recognition~~ his scores will not be entered into match results nor count for match recognition and awards.

5.6.3.11 If the Range Master deems that a ~~match~~ chronograph has become inoperative, and further testing of competitor's ammunition is not possible, the power factors of competitors which have been successfully tested will stand, and the "Major" or "Minor" power factors declared by all other competitors who have not been tested will be accepted without challenge, subject to any applicable Division requirements (see Appendices Appendix D).

- 6.2.5.1 ~~However, if A competitor who fails to satisfy the equipment or other requirements of a declared Division during a course of fire after the Start Signal, the competitor will be placed in Open Division, if available, otherwise the competitor's scores will not be entered into match results. will shoot the match for no score. Competitors already registered in Open Division who fail to comply with the requirements of Open Division after the Start Signal will not have their scores entered into match results.~~
- 6.2.5.3 A competitor reclassified to Open Division under Rule 6.2.5.1 will thereafter be subject only to the provisions of Open Division but is required to continue using the same firearm and sights, unless Rule 5.1.7 applies.
- 7.1.2 Chief Range Officer (“CRO”) – is the primary authority over all persons and activities in the courses of fire under his control, and oversees the fair, correct and consistent application of these rules (under the direct authority of the Range Master).
- 7.1.3 Stats Officer (“SO”) – supervises the stats room team, which collects, sorts, verifies, tabulates and retains all score sheets and ultimately produces provisional and final results. ~~Any incomplete or inaccurate score sheets must be promptly referred to the Range Master~~ (under the direct authority of the Range Master). (Moved to Rule 9.7.5)
- 7.1.4 Quartermaster (“QM”) – distributes, repairs and maintains all range equipment (e.g. targets, patches, paint, props etc.), ~~Range Officer appliances~~ other range needs (e.g. timers, batteries, staplers, staples, clipboards etc.) and replenishes Range Officer ~~rations~~ refreshments (under the direct authority of the Range Master).
- 7.1.5 Range Master (“RM”) – has overall authority over all persons and activities within the entire range, including range safety, the operation of all courses of fire and the application of these rules. All match disqualifications and appeals to arbitration must be brought to his attention. The Range Master is usually appointed by and works with the Match Director. ~~h~~ However, in respect of IPSC sanctioned Level IV or higher matches, the appointment of the Range Master is subject to the prior written approval of the IPSC Executive Council.
- 8.1.1.1 Loaded (Option 1): magazine filled and fitted (if applicable), chamber loaded, hammer and/or sear cocked and safety catch applied ~~engaged~~ (if the rifle is designed to have one).
- 8.1.4 Unless complying with a Division requirement (see ~~Appendices~~ Appendix D), a competitor must not be restricted on the number of rounds to be loaded or reloaded in a rifle. Written stage briefings may only stipulate when the firearm is to be loaded or when mandatory reloads are required, when permitted under Rule 1.1.5.2.
- 8.2.2 Unless specified in the written stage briefing specifically stated by the stage description, the competitor's ~~posture~~ stance prior to the commencement of the stage must be standing erect and relaxed, with the rifle in the ready condition, held in both hands, stock touching the competitor at hip level, trigger guard downwards, muzzle pointing downrange and with the finger out of the trigger guard.
- 8.3.7.2 If the gun proves to be clear, ~~the safety catch(es) must be applied (if the gun type permits them to be applied with the action open).~~ ~~‡~~ the competitor must then fit a chamber safety flag. The action can remain open or be closed.
- 8.4.1 When loading, reloading or unloading during a course of fire, the competitor's fingers must be visibly outside the trigger guard, except where specifically permitted (see Rules 8.3.7.1 and 10.5.9), and the firearm must be pointed safely down range or in another safe direction authorized by a Range Officer (also see ~~Section 10.5~~ Rules 10.5.1 and 10.5.2).
- 8.7.1 Competitors are ~~always~~ prohibited from taking a sight picture with a loaded firearm prior to the start signal. Violation will result in a warning for the first occurrence and one procedural penalty for each subsequent occurrence in the same match.
- 8.7.2 *Renumber as Rule 8.7.1.1.*
- 8.7.3 *Renumber as Rule 8.7.1.2.*

- 9.1.6.2 Bullet strikes wholly within hard cover, and continues on to hit or strike down a metal target, or hits a frangible target or an electronically registering target that activates other range equipment, this will be treated as range equipment failure (see ~~Section 4.6~~ Rule 4.6.1). The competitor will be required to reshoot the course of fire, after it has been restored.
- 9.4.1 Scoring hits on IPSC targets will be scored in accordance with the values approved by the IPSC Assembly. (See Appendices B and C and below). Frangible targets will usually score 5 points.
- 9.4.1.1 *Delete existing wording.*
- 9.4.1.1 It is recommended that disappearing metal and frangible targets be scored 10 points per target.
- 9.4.1.2 Metal and frangible targets that require a difficult shot may score 10 points per target.
- 9.4.1.3 Not applicable.
- 9.4.1.4 The scoring of targets as referred to in Rules 9.4.1.1 and 9.4.1.2 is restricted to not more than 10% of the total number of targets in the match. Their use must have been approved during the course review process and they must be clearly identified in the written stage briefing.
- 9.4.3 Metal no-shoots must be shot and fall, or overturn or self-indicate to score and then will be penalized minus 10 points.
- 9.4.4 Each miss will be penalized minus 10 points. ~~Each miss will be penalized twice the value of the maximum scoring hit available on that target,~~ except in the case of disappearing targets (see Rules 9.2.4.5 and 9.9.2).
- 9.5.1 Unless otherwise specified in the written stage briefing, scoring paper targets must be shot with a minimum of one round each, with the best hit to score. Scoring metal targets must be shot with a minimum of one round each and must fall or otherwise react to score. ~~Frangible targets must break with a visible piece missing or separated from the original target to be counted for score.~~ (Moved to Rule 9.5.8)
- 9.5.3 If a bullet diameter touches the scoring area of ~~both an overlapping~~ scoring targets and/or a no-shoots, it will earn all applicable scores and penalties ~~the score and incur the penalty.~~
- 9.5.8 Frangible targets must break with a visible piece missing or separated from the original target to be counted for score.
- 9.9.4 *Delete existing wording.*
- 10.2.10 2 Should a competitor engage a target or targets with burst or fully automatic fire (where more than one shot is discharged with one manipulation of the trigger) due to the firearm being in the automatic mode, he will be scored zero for that stage and a warning issued. In the event of a second violation of this rule he will be disqualified. In the event that the discharge was in an unsafe direction or as defined in 10.3.1, the regulations for that Section will apply (~~also see Rule 10.4.8~~).
- 10.4.3 A shot which occurs ~~while preparing to~~ or while actually loading, reloading or unloading a firearm. This includes any shot fired during the procedures outlined in Rules 8.3.1 and 8.3.7 or 8.3.7.1. (Also see Rule 10.5.9).
- 10.5.1 Handling a rifle at any time except when in a designated safety area, or elsewhere deemed safe by a Range Officer, or when under the supervision of, and in response to a direct command issued by, a Range Officer may invoke a match disqualification. This does not apply to the carrying of rifles where Rule 5.2.1 will apply. Violation of Rule 5.2.1 may invoke a match disqualification. ~~A match disqualification may be invoked in the following circumstances:~~ a) Violation of the gun being carried reasonably vertical in accordance with Rules 5.2.1.1 and 5.2.1.2, or b) Violation of the muzzle direction requirements of Rule 5.2.1.3, or c) Failure to comply with Rule 5.2.1.5, or d) Failure to comply with Rule 5.2.1.7.

10.5.3.4 The rifle firearm is in a the ready condition as specified in Rule 8.1.1. Section 8.1,
or

10.5.3.5 The firearm is unloaded and the action is open.

10.5.7 Using more than one rifle firearm at any point in time during a course of fire.

10.5.12 Handling live or dummy ammunition (~~including practice or training rounds, snap caps and empty cases~~), ~~whether loose or packaged (e.g. in a bag, box, carton), loaded magazines and/or speed loaders etc.~~), while in a Safety Area, or failing to comply with Rule 2.4.1 contrary to Rule 2.4.4.

10.5.13 Having a loaded rifle firearm other than when specifically ~~ordered to~~ authorized by a the Range Officer. ~~A loaded rifle is defined as a rifle having a live or dummy round in the chamber or having a live or dummy round in a magazine inserted in the firearm or having a live or dummy round in a fixed (non-detachable) magazine.~~

10.5.15 Using prohibited and/or unsafe ammunition (see Rules 5.5.4, 5.5.5 and 5.5.6 ~~and 5.5.7~~), and/or using a prohibited firearm (see Rules 5.1.10 and 5.1.11).

11.2.1 ~~Arbitration Committee~~ — At Level III or higher Matches — The composition of an Arbitration Committee will be subject to the following rules:

11.2.2 ~~Arbitration Committee~~ — For Level I and II Matches — The Match Director can appoint an Arbitration Committee of three experienced ~~shooters~~ persons who are not parties to the appeal and who do not have a direct conflict of interest in the outcome of the ~~case~~ appeal. The arbitrators should be certified Range Officials if possible. All committee members will vote. The senior Range Official, or the senior ~~shooter~~ person if there are no Range Officials, will be the chairman.

Appendix B3: IPSC Mini Target

Adopt the Mini Target as an approved target for use in IPSC Rifle matches.

Appendix B3 4: IPSC Universal Target

Appendix B4 5: IPSC A4/A Target

Appendix B5 6: IPSC A3/B Target

Appendix C1: Calibration of IPSC Poppers

7. (a) If the first shot fired by the calibration officer hits the calibration zone or below and the popper falls, the popper is deemed to be properly calibrated, and it will be scored as a miss.
(b) If the first ~~the~~ shot fired by the calibration officer hits the calibration zone or below and the popper does not fall, the popper is deemed to have failed and the competitor must be ordered to reshoot the course of fire, once the popper has been recalibrated.
(c) If the first shot fired by the calibration officer hits above ~~or below~~ the calibration zone, the calibration test is deemed to have failed and the competitor must be ordered to reshoot the course of fire. (To be deleted if Pepper Poppers are retired)

Appendices D1 to D4: Rifle Divisions

Replace existing Divisional tables with the combined table shown below.

Appendix D5: Manual Action Standard 10 Division

New Division as shown below to be adopted for evaluation purposes for 3 years.

APPENDIX D – Rifle Divisions

		Semi Auto Open SAO	Semi Auto Standard SAS	Manual Action Open MAO	Manual Action Standard MAS
1.	Minimum Power Factor for Major	320			
2.	Minimum power factor for Minor	150			
3.	Maximum ammunition capacity (maximum to be loaded)	n/a	n/a	n/a	6 rounds
4.	Restriction on action type	Semi Auto	Semi Auto	Manual	Manual
5.	Optical/electronic sights permitted	Yes	No	Yes	No
6.	Compensators, ports, sound and/or flash suppressors permitted	Yes	26 x 90 mm	Yes	No
7.	The use of bipods and similar allowed	Yes	No	Yes	No
8.	Vertical front grip allowed, max length 152mm (6 inches) from the centerline of the barrel	n/a	Yes	n/a	Yes

APPENDIX D – Manual Action Standard 10 Division

(For evaluation only - expires 31 December 2014)

1.	Minimum Power Factor for Major	320
2.	Minimum power factor for Minor	150
3.	Maximum ammunition capacity (maximum to be loaded)	10 rounds
4.	Restriction an action type	Yes, Manual Action only
5.	Optical/electronic sights permitted	No
6.	Compensators, sound and/or flash suppressors permitted	Max length 65mm, factory fitted only
7.	The use of bipods and similar allowed	No
8.	Vertical front grip allowed, max length 152mm (6 inches) from the centerline of the barrel	Yes

Shotgun

- 1.1.5 Freestyle – IPSC matches are freestyle. Competitors must be permitted to solve the challenge presented in a freestyle manner and, for handgun and shotgun matches, to shoot targets on an "as and when visible" basis. After the start signal, courses of fire must not require mandatory reloads nor dictate a shooting position, location or stance, except as specified below. However, conditions may be created, and barriers or other physical limitations may be constructed, to compel a competitor into shooting positions, locations or stances.
- 1.1.5.3 Short Courses, Standard Exercises and Classifiers may specify that only the weak shoulder is to be used when shooting.
- 1.1.5.4 If a written stage briefing specifies that a competitor is required to carry, retain or grasp an object during his attempt at a course of fire, Rule 10.2.2 will apply.
- 1.1.7 Challenge – IPSC ~~Shotgun~~ matches recognize the challenges presented when difficulty of using full power shotguns firearms in dynamic shooting, and must always employ a minimum ~~caliber and power~~ level factor to be attained by all competitors to reflect this challenge.
- 1.2.1.1 “Short Courses” – must not require more than 8 rounds to complete. ~~and no more than 2 shooting locations. This is reduced to a maximum of 7 rounds in cases where the gun starts with an empty chamber (Option 2, see Rule 8.1.1.2).~~
- 1.2.1.2 “Medium Courses” – must not require more than 16 rounds to complete. Course design and construction must not enable more than 8 targets to be shot ~~allow the opportunity for more than 8 shootable targets~~ or 8 10 scoring hits to be available from any single location or view. ~~Courses of Fire should be designed for a minimum of 10 rounds.~~
- 1.2.1.3 “Long Courses” – must not include more than 28 targets and are restricted to a maximum of 32 scoring hits. Course design and construction must not enable more than 8 targets to be shot ~~allow the opportunity for more than 8 shootable targets~~ or 8 10 scoring hits to be available from any single location or view. A COF requiring 24 or more rounds ~~should~~ must not stipulate an unloaded gun as a start condition.
- 1.2.1.4 The recommended balance for an IPSC sanctioned match is a ratio of 3 Short Courses to 2 Medium Courses to 1 Long Course. Additionally, there should be no more than one unloaded (Option 3) start for every 6 stages, nor should any single COF represent more than 15% of the total match points available. Significant variance from this ratio will not be approved by IPSC.
- 1.2.3.1 “Shoot-Off” – An event conducted separately from a match. Two eligible competitors simultaneously engage two identical and adjacent target arrays in a process of elimination (see Appendix A3). must not require Each target array must not exceed more than 8 rounds to complete and may require and each competitor may be required to perform a mandatory reload between shooting at his first and final targets.
- 1.2.3.2 *Delete existing wording.*
- 2.1.4 Target Locations – When a course is constructed to include target locations other than immediately downrange, organizers and officials must protect or restrict surrounding areas to which competitors, officials or spectators have access. Each competitor must be ~~allowed~~ permitted to solve the competitive problem in his own way and must not be hindered by being forced to act in any manner which might cause unsafe action. Targets must be arranged so that shooting at them as presented will not cause competitors to breach safe angles of fire.
- 2.1.9 Berms – All berms are “off limits” to all persons at all times, except when access to them is specifically permitted by a Range Officer (see ~~Rule 10.6.4~~ Section 10.6).
- 2.1.12 *Delete existing wording.*

2.1.12 Courses of fire must nominate a single permitted type of ammunition, i.e. birdshot, buckshot or slugs.

3.2.1 A written stage briefing approved by the Range Master must be posted at each course of fire prior to commencement of the match. This briefing will take precedence over any course of fire information published or otherwise communicated to competitors in advance of the match, and it must provide the following minimum information:

Scoring Method:

Targets (type & number):

Minimum number of rounds (stated for guidance only):

Number of scoring hits for paper targets:

~~Ammunition type or types that are acceptable:~~

The shotgun ready condition:

Start position:

Time starts: audible or visual signal:

Procedure:

4.1.1 Only targets approved by the IPSC Assembly and which fully comply with the specifications in Appendices B and C, and frangible targets (see Rule 4.4.1), are to be used for IPSC Shotgun matches ~~(see Section 9.4).~~

4.1.2 Scoring targets used in all IPSC Shotgun matches must be of a single color, as follows:

4.1.3 No-shoots must be clearly marked with a conspicuous "X" or be of a single, unique color different from scoring targets throughout a match or tournament (i.e. if no-shoots are yellow, they must all be yellow in a match or tournament).

4.2.1 *Delete existing wording.*

4.2.1 There are five paper targets approved for use in IPSC long gun matches (see Appendix B). The IPSC Mini Target is intended to simulate full size IPSC Targets placed at greater distances. The two sizes may be included together in the same course of fire provided that all Mini Targets are placed at least 2 metres further rearwards of the most distant full size Target in that course of fire (i.e. if the most distant full size Target is 15m downrange, the nearest Mini Target must be at least 17m downrange).

4.2.1.1 The Universal, the A4/A and the A3/B targets may be included together with other paper targets in the same course of fire.

4.3.1 *Delete existing wording.*

4.3.1.1 *Delete existing wording.*

4.3.1.2 *Delete existing wording.*

4.3.1.3 *Delete existing wording.*

4.3.1.4 *Delete existing wording.*

4.3.1.5 *Delete existing wording.*

4.3.1.6 *Delete existing wording.*

4.3.1.7 *Delete existing wording.*

4.3.1 General Rules

4.3.1.1 Metal targets and no-shoots which can accidentally turn edge-on or sideways when hit are expressly prohibited. Using them may result in withdrawal of IPSC sanction.

4.3.1.2 Metal targets and no-shoots which a Range Officer deems have fallen or overturned due to being hit on the apparatus supporting them, or for any other accidental reason (e.g. wind action, a ricochet, being hit solely by a shotgun wad etc.), will be treated as range equipment failure (see Rule 4.6.1)

4.3.1.3 Metal targets and no-shoots do not have a non-scoring border.

4.3.1.4 Metal targets and no-shoots must be shot and fall, overturn or self-indicate to score.

4.3.2 IPSC Poppers

4.3.2.1 IPSC Poppers and IPSC Mini Poppers are both approved metal targets designed to recognize power, and must be calibrated as specified in Appendix C1,

4.3.2.2 IPSC Mini Poppers are used to simulate IPSC Poppers placed at greater distances. The two sizes may be included together in the same course of fire provided that all Mini Poppers are placed at least 2 metres further rearwards of the most distant full size Popper in that course of fire (i.e. if the most distant full size Popper is 15m downrange, the nearest Mini Popper must be at least 17m downrange).

4.3.2.3 Pepper and Classic versions of the same size popper may be included together in the same course of fire. (This rule to be deleted if Pepper Poppers are retired)

4.3.3 IPSC Plates

4.3.3.1 Metal plates of various sizes may be used (see Appendix C3). Metal targets in the general size and shape of authorized paper targets may also be used. (Moved from 4.3.1)

4.3.4 No-Shoots

4.3.4.1 Metal no-shoots, if hit, should be repainted during the scoring process.

4.3.4.2 Metal no-shoots in the general size and shape of authorized paper targets may be used.

4.4.1 Frangible targets, such as clay pigeons or tiles, may be used as scoring targets or no-shoots in IPSC Shotgun matches. They must not be used as fault lines or as other items which incur penalties.

4.4.1.1 *Delete existing wording.*

5.1.1 ~~Shotguns~~ Firearms are regulated by Divisions (see Appendix D), ~~however,~~ but courses of fire must remain consistent for all Divisions.

5.1.4 Unless required by a Division (see ~~Appendices~~ Appendix D), there is no restriction on the trigger pull weight of a firearm, ~~however,~~ but the trigger mechanism must, at all times, function safely.

5.1.7.2 In using the substitute ~~shotgun~~ firearm the competitor will not gain an ~~competitive~~ advantage.

5.1.7.3 The competitor's ammunition, when tested in the substitute ~~shotgun~~ firearm, attains the minimum power factor ~~using the match chronograph.~~

5.1.8 A competitor who substitutes or significantly modifies a ~~shotgun~~ firearm and/or sights during a match without the prior approval of the Range Master will be subject to the provisions of ~~Section 10.6~~ Rule 10.6.1.

5.2.1 *Delete existing wording.*

5.2.1.1 *Delete existing wording.*

5.2.1.2 *Delete existing wording.*

5.2.1.3 *Delete existing wording.*

5.2.1.4 *Delete existing wording.*

5.2.1.5 *Delete existing wording.*

5.2.1.6 *Delete existing wording.*

- 5.2.1 Carry and Storage – Except when within the boundaries of a safety area, or when under the supervision and direct command of a Range Officer, long-guns must be unloaded and held, shouldered or slung (or placed in a rack), with the muzzle pointed skywards. Long-guns placed in a slip or case are not required to be pointed skywards. The action may be open or closed, but a chamber safety flag must be fitted at all times when the firearm is not in use. Detachable magazines must be removed. Failure to comply may be subject to the provisions of Rule 10.5.1.
- 5.2.1.1 Competitors arriving at an IPSC match in possession of a loaded firearm must immediately report to an officiating Range Official, who will supervise unloading of the firearm. Competitors failing to comply may be subject to Rule 10.5.13.
- 5.2.3 *Delete existing wording.*
- 5.2.3 Unless otherwise specified in the written stage briefing the competitor's equipment belt carrying cartridges (in caddies, loops, clips, bags or pouches) and/or detachable magazines and/or speed loaders must be worn at waist level. "Chest rigs", bandoliers and similar carriers are expressly prohibited. Additional ammunition carriers mounted on forearms are permitted provided that cartridges are carried individually in loops or clips.
- 5.2.3.1 Not Applicable.
- 5.2.3.2 Only one equipment carrying belt is permitted. Cartridges held in loops or clips on the belt are restricted to a maximum of 2 cartridges high. **Rounds carried in caddies (often known as "strippers") must not exceed 6 rounds in height.**
- 5.2.3.3 The Range Master may make allowances for variations to Rule 5.2.3 due to anatomical considerations. The Range Master's decision on conformity to Rule 5.2.3 is final.
- 5.2.4 Unless otherwise specified in the written stage briefing, ~~course description~~ ammunition and speed loaders ~~loading devices~~ must be carried on the competitor or gun in pouches, pockets, loops, clips or other suitable retention devices. Loops, clips or other suitable retention devices fitted to the gun ~~shotgun stock, fore-end or receiver~~, or to a sling fitted to the shotgun, to hold individual cartridges or speed loaders ~~loading devices~~ are specifically permitted ~~allowed~~.
- 5.2.5 *Delete existing wording.*
- 5.2.5 When carried in loops, clips or caddies no part of any cartridge is permitted to extend further than 75mm from a competitor's body. Cartridges carried on the gun are exempt and loose cartridges carried in a pouch or bag are usually exempt from this rule. The Range Master's decision will be final in this matter. Open Division competitors are exempt from this rule.
- 5.2.5.1 ~~The These~~ measurements is to be taken ~~will be done~~ while the competitor is standing naturally upright.
- 5.2.5.2 *Delete existing wording.*
- 5.2.5.2 Any competitor who fails the foregoing test prior to the start signal will be required to immediately adjust his belt, equipment or cartridges to achieve compliance. The Range Master may make allowances for variations in these requirements due to anatomical considerations. Some competitors may not be able to fully comply.
- 5.2.8 Equipment (**including slings regardless of whether they can also carry cartridges**) that is only used when fitted to the shotgun (except chokes, ammunition, speed loaders and ammunition carriers) and is to be used at any time during any COF ~~the match~~ must be fitted to the shotgun for every COF in the match. ~~prior to the start of the match and for the duration of the match.~~
- 5.2.9 *Delete existing wording.*
- 5.5.5 *Delete existing wording.*
- 5.5.5 Not applicable.

- 5.5.6.1 ~~Slugs that protrude beyond the external limits of the cartridge casing and where the slug could touch the primer of another cartridge are deemed unsafe (see Rule 10.5.15) when used in conjunction with tubular magazines. Slug cartridges of this type when loaded in magazines that hold the cartridges in a vertical stack will not usually be declared as unsafe.~~
- 5.5.6.2 *Delete existing wording.*
- 5.5.6.2 Only cartridges using conventional wads are permitted. Cartridges using specialized long-range wads are prohibited (see Glossary). See Rule 10.5.15.
- 5.5.6.3 ~~Cartridges exceeding a power factor of 750 are not permitted~~ prohibited. The cartridge power factor is calculated either by reference to the manufacturer's published data or determined by the use of a chronograph (see Rules 5.5.6 and 10.5.15).
- 5.5.6.4 Cartridges with steel or tungsten based shot or slugs are deemed unsafe for shooting at metal targets (see Rule 10.5.15).
- 5.5.7 *Delete existing wording.*
- 5.5.7 All rounds loaded in the shotgun prior to the start signal must be of the same configuration (i.e. wad, velocity, propellant, pellet weight, pellet size, length, etc.). Violations may be subject to Rule 10.6.1.
- 5.5.8 Only certain cartridge types, and shot sizes or types, are permissible and these are detailed in Appendix D ~~5~~ F1. Changes to this Appendix must not be applied to IPSC Shotgun matches without the express consent of the Regional Directorate.
- 5.5.9 *Delete existing wording.*
- 5.6.1 ~~The minimum power factor for IPSC Shotgun is~~ The power factors for each Division are stipulated in Appendix D. The cartridge power factor is usually calculated by reference to the manufacturer's published data. However, one or more official match chronographs may be used to assist in the determination of power factor. However, In the absence of manufacturer's published data and official match chronographs, the power factor declared by a competitor cannot be challenged.
- 5.6.2.6 If projectile(s) weighing is conducted in advance of a competitor's arrival, weighed projectile(s) must be retained by the chronograph station with the competitor's remaining sample rounds, until the competitor or their delegate has attended the chronograph station and completed testing (see Rule 5.6.3.3). If a competitor challenges the weight of a projectile(s) pre-weighed before his arrival, he is entitled to have the scales calibrated, and the test projectile(s) reweighed, in his presence.
- 5.6.3.3 From the 8 sample rounds drawn by Match Officials, the projectile(s) (the slug or shot) of 1 cartridge is(are) weighed to determine the actual weight of the projectile(s), and 3 rounds are fired over the chronograph. All digits visible on the scales and chronograph displays must be used at face value (i.e. without rounding or truncation), for the calculation in the next rule. Wads are not to be included in the weight calculation except in the case of wads that are fixed to the back of slugs and that are designed to continue to the target as part of the slug. In the absence of scales, the competitor's declared weight of the projectile(s) will be used. ~~Digits displayed on the official match bullet scales and chronograph will be used at face value, irrespective of the number of decimal places indicated on the particular model of measuring device used at the match.~~

- 5.6.3.4 Power factor is calculated using the actual weight of the projectile(s) and the average velocity of the 3 rounds fired, according to the following formula:

$$\text{Power Factor} = \frac{\text{weight of projectiles (grains)} \times \text{velocity (feet per second)}}{1000}$$

The final result will ignore all decimal places (e.g. for IPSC purposes, a result of 479.999 ~~549.9999~~ is not 480 ~~520~~).

- 5.6.3.8 If the resultant power factor fails to meet the minimum power factor floor for the relevant Division, the competitor may continue shooting the match, but ~~not for score or match recognition~~ his scores will not be entered into match results nor count for match recognition and awards.

- 5.6.3.11 If the Range Master deems that a ~~match~~ chronograph has become inoperative, and further testing of competitor's ammunition is not possible, the power factors of competitors which have been successfully tested will stand, and for all other competitors it will be accepted that they have achieved the minimum power factor without challenge, subject to any applicable Division requirements (see ~~Appendices~~ Appendix D).

- 6.2.5 Where a Division is unavailable or deleted, or where a competitor fails to ~~either~~ declare a specific Division prior to the commencement of a match, ~~or satisfy the equipment or other requirements of a declared Division during the match~~, the competitor will be placed in the Division which, in the opinion of the Range Master, most closely identifies with the competitor's equipment. If, in the opinion of the Range Master, no suitable Division is available, the competitor will shoot the match for no score.

- 6.2.5.1 *Delete existing wording.*

- 6.2.5.1 A competitor who fails to satisfy the equipment or other requirements of a declared Division after the Start Signal, will be placed in Open Division, if available, otherwise the competitor's scores will not be entered into match results. Competitors already registered in Open Division who fail to comply with the requirements of Open Division after the Start Signal will not have their scores entered into match results.

- 6.2.5.3 A competitor reclassified to Open Division under Rule 6.2.5.1 will thereafter be subject only to the provisions of Open Division but is required to continue using the same firearm and sights, unless Rule 5.1.7 applies.

- 7.1.2 Chief Range Officer ("CRO") – is the primary authority over all persons and activities in the courses of fire under his control, and oversees the fair, correct and consistent application of these rules (under the direct authority of the Range Master).

- 7.1.3 Stats Officer ("SO") – supervises the stats room team, which collects, sorts, verifies, tabulates and retains all score sheets and ultimately produces provisional and final results. ~~Any incomplete or inaccurate score sheets must be promptly referred to the Range Master~~ (under the direct authority of the Range Master). (Moved to Rule 9.7.5)

- 7.1.4 Quartermaster ("QM") – distributes, repairs and maintains all range equipment (e.g. targets, patches, paint, props etc.), ~~Range Officer appliances~~ other range needs (e.g. timers, batteries, staplers, staples, clipboards etc.) and replenishes Range Officer ~~rations~~ refreshments (under the direct authority of the Range Master).

- 7.1.5 Range Master ("RM") – has overall authority over all persons and activities within the entire range, including range safety, the operation of all courses of fire and the application of these rules. All match disqualifications and appeals to arbitration must be brought to his attention. The Range Master is usually appointed by and works with the Match Director. ~~h~~ However, in respect of IPSC sanctioned Level IV or higher matches, the appointment of the Range Master is subject to the prior written approval of the IPSC Executive Council.

- 8.1.1.1 Loaded (Option 1): magazine filled and fitted (if applicable), chamber(s) loaded, hammer and/or sear cocked and safety catch applied ~~engaged~~ (if the shotgun is designed to have one).

- 8.1.4 Unless complying with a Division requirement (see ~~Appendices Appendix D~~), ~~or~~ Rule 8.1.1 ~~of a “Load One, Shoot One” stage~~, a competitor must not be restricted on the number of rounds to be loaded or reloaded in a shotgun. Written stage briefings may only stipulate when the firearm is to be loaded or when mandatory reloads are required, when permitted under Rule 1.1.5.2.
- ~~8.1.6 For the initial load prior to the start signal the Range Master may require that all rounds be firstly placed in a box or other container to facilitate an easy check on the number and configuration of cartridges to be loaded.~~
- 8.2.2 The competitor's ~~posture stance~~ prior to the commencement of the stage will be as specified in the written stage briefing. ~~See below: It will be one of the options as described in Rules 8.2.2.1, 8.2.2.2 or 8.2.2.3, and subject to the other conditions below:~~
- 8.2.2.1 Standing erect ~~and relaxed~~, with the shotgun in the ready condition held in both hands, stock touching the competitor at hip level, trigger guard downwards, muzzle pointing downrange and with the fingers outside the trigger guard.
- 8.2.2.2 Standing erect ~~and relaxed~~ with the shotgun in the ready condition held naturally in the strong hand only, barrel parallel to the ground, trigger guard downwards, muzzle pointing downrange with fingers outside the trigger guard and weak hand hanging naturally at the side.
- 8.3.7.2 If the gun proves to be clear, ~~the safety catch(es) must be applied (if the gun type permits them to be applied with the action open)~~. † the competitor must then fit a chamber safety flag. The action can remain open or be closed.
- 8.4.1 When loading, reloading or unloading during a course of fire, the competitor's fingers must be visibly outside the trigger guard, except where specifically permitted (see Rules 8.3.7.1 and 10.5.9), and the firearm must be pointed safely down range or in another safe direction authorized by a Range Officer (also see ~~Section 4.5~~ Rules 10.5.1 and 10.5.2).
- 8.7.1 Competitors are ~~always~~ prohibited from taking a sight picture and/or dry firing with a loaded firearm prior to the start signal. Violation will result in a warning for the first occurrence and one procedural penalty for each subsequent occurrence in the same match. Competitors may, while pointing their firearm at the ground, adjust electronic sights.
- 8.7.2 *Delete existing wording.*
- 8.7.3 *Delete existing wording.*
- 9.1.5.2 Slug or a buckshot pellet, or pellets from a birdshot cartridge, strike wholly within the scoring area of a paper target, and continue on to strike down a scoring metal target or no-shoot, this will be treated as range equipment failure (see ~~Section 4.6~~ Rule 4.6.1). The competitor will be required to reshoot the course of fire, after it has been restored.
- 9.1.6.2 Slug or a buckshot pellet, or pellets from a birdshot cartridge, strike wholly within hard cover, and continue on to strike down a scoring metal target or no-shoot, this will be treated as range equipment failure (see ~~Section 4.6~~ Rule 4.6.1). The competitor will be required to reshoot the course of fire, after it has been restored.
- 9.4.1 Scoring hits on IPSC targets will be scored in accordance with the values approved by the IPSC Assembly. (See Appendices B and C and below). Frangible targets will usually score 5 points.
- 9.4.1.1 *Delete existing wording.*
- 9.4.1.1 It is recommended that disappearing metal and frangible targets be scored 10 points per target.
- 9.4.1.2 Metal and frangible targets that require a difficult shot may score 10 points per target.

- 9.4.1.3 For slug ammunition only: in the case of disappearing paper targets, it is recommended that each hit be scored double value; for paper targets requiring a difficult shot each hit may score double value. In both cases this is subject to a maximum of 2 hits per target.
- 9.4.1.4 The scoring of targets as referred to in Rules 9.4.1.1, 9.4.1.2 and 9.4.1.3 is restricted to not more than 10% of the total number of targets in the match. Their use must have been approved during the course review process and they must be clearly identified in the written stage briefing.
- 9.4.3 Metal no-shoots must be shot and fall, or overturn or self-indicate to score and then will be penalized minus 10 points.
- 9.4.4 ~~Each miss will be penalized minus 10 points. Each miss will be penalized twice the value of the maximum scoring hit available on that target, except in the case of disappearing targets (see Rules 9.2.4.5 and 9.9.2).~~
- 9.5.1 ~~Scoring paper targets must be engaged with a minimum of one round each. In the case of slug ammunition 1 or 2 hits can be nominated to score (the default is 1 hit). In the case of buckshot ammunition the best two hits count for score. Unless otherwise specified in the written stage briefing, scoring paper targets must be shot with a minimum of one round each, with the best hit to score in the case of slug ammunition or with the best two hits to score in the case of buckshot ammunition, i.e. the two highest scoring strikes of any pellets from any buckshot rounds fired. Metal targets must fall to score. Frangible targets must break with a visible piece missing or separated from the original target to be counted for score. (Moved to Rule 9.5.8)~~
- 9.5.3 If the diameter of a hit from a slug or a buckshot pellet touches the scoring area of ~~both a~~ overlapping scoring paper targets and/or a paper no-shoots, it will earn all applicable scores and penalties ~~the score and incur the penalty.~~
- 9.5.6.1 A competitor will not incur failure to engage penalties where two or more targets receive scoring hits as a result of a single shot. See Rule ~~9.5.4~~ 9.5.1.1. If a competitor fires less shots at a target array than the number of targets in that array, and one or more target(s) does/do not receive scoring hits then failure to engage penalties and misses will apply as appropriate.
- 9.5.8 *Renumber as Rule 9.5.9.*
- 9.5.8 Frangible targets must break with a visible piece missing or separated from the original target to be counted for score.
- 9.5.9 *Renumber as Rule 9.5.10.*
- ~~9.5.10 1~~ If a competitor uses ammunition contrary to the type specified for a course of fire ~~shoots at a target with an ammunition type contrary to that specified in the written stage briefing~~ the following will apply:
- 9.5.10 ~~1~~.1 If the course of fire is restricted to a specific ammunition type, ~~or types,~~ for safety reasons then the competitor may be subject to a match disqualification (see Rules 10.4.10 and 10.4.11).
- 9.5.10 ~~1~~.2 ~~If a paper target is hit by an ammunition type that is contrary to that specified in the written stage briefing then such~~ For a paper target hits will not be counted for score and the target will be treated as a missed target. However, ~~providing that there has been no safety infringement then the competitors are~~ is permitted to shoot at the target again with the correct ammunition type for score. ~~See Rule 10.4.10.~~
- 9.5.10.3 *Delete existing wording.*
- 9.5.11.3 Metal targets and no-shoots will be scored normally but the competitor will be subject to procedural penalties (see Rule 10.2.12).
- 9.9.4 *Delete existing wording.*

- 9.9.5 Disappearing frangible targets which the Range Officer deems have not broken due to a direct hit will not count for score. The Range Officer's decision concerning hits or misses is final.
- 10.2.10 *Delete existing wording.*
- 10.2.12 *Delete existing wording.*
- 10.2.12 A competitor who uses ammunition contrary to the type specified for a course of fire, will incur one procedural penalty for each metal target or no-shoot which falls as a result (see Rules 9.5.11, 10.4.9 and 10.4.10).
- 10.4.3 A shot which occurs ~~while preparing to or~~ while actually loading, reloading or unloading a firearm. This includes any shot fired during the procedures outlined in Rules 8.3.1 and 8.3.7 ~~or 8.3.7.1. (Also see Rule 10.5.9).~~
- 10.4.10 *Renumber as Rule 10.4.9.*
- 10.4.11 *Renumber as Rule 10.4.10.*
- 10.5.1 Handling a shotgun at any time except when in a designated safety area, or elsewhere deemed safe by a Range Officer, or when under the supervision of, and in response to a direct command issued by, a Range Officer may invoke a match disqualification. This does not apply to the carrying of shotguns where Rule 5.2.1 will apply. Violation of Rule 5.2.1 may invoke a match disqualification. A match disqualification may be invoked in the following circumstances: a) Violation of the gun being carried reasonably vertical in accordance with Rules 5.2.1.1 and 5.2.1.2, or b) Violation of the muzzle direction requirements of Rule 5.2.1.3, or c) Failure to comply with Rule 5.2.1.5.
- 10.5.3.4 The shotgun firearm is in a the ready condition as specified in Rule 8.1.4. Section 8.1, or
- 10.5.3.5 The firearm is unloaded and the action is open.
- 10.5.7 Using more than one shotgun firearm ~~at any point in time~~ during a course of fire.
- 10.5.9 Failure to keep the finger outside the trigger guard during loading, reloading, or unloading. A competitor will be exempt from this rule when operating the trigger ~~to dry fire or to release the action and/or drop the hammer while making ready prior to the start signal. In the event that the gun discharges during this operation Rule 10.4.3 will still apply.~~
- 10.5.12 Handling live or dummy ammunition ~~(including practice or training rounds, snap caps and empty cases), whether loose or packaged (e.g. in a bag, box, carton), loaded magazines and/or speed loaders etc.), while in a Safety Area, or failing to comply with Rule 2.4.1 contrary to Rule 2.4.4.~~
- 10.5.13 Having a loaded shotgun firearm other than when specifically ~~ordered to~~ authorized by a the Range Officer. ~~A loaded shotgun is defined as a shotgun having a live or dummy round in the chamber or having a live or dummy round in a magazine inserted in the firearm or having a live or dummy round in a fixed (non detachable) magazine.~~
- 10.5.15 Using prohibited and/or unsafe ammunition (see Rules 5.5.4 and 5.5.6 to 5.5.6.4 ~~5.5.6.1, 5.5.6.2 and 5.5.6.3~~), and/or using a prohibited firearm (see Rules 5.1.10 and 5.1.11).
- 11.2.1 ~~Arbitration Committee~~ At Level III or higher Matches – ~~The composition of an Arbitration Committee will be subject to the following rules:~~
- 11.2.2 ~~Arbitration Committee~~ For Level I and II Matches – The Match Director can appoint an Arbitration Committee of three experienced ~~shooters~~ persons who are not parties to the appeal and who do not have a direct conflict of interest in the outcome of the ~~case~~ appeal. The arbitrators should be certified Range Officials if possible. All committee members will vote. The senior Range Official, or the senior ~~shooter~~ person if there are no Range Officials, will be the chairman.

Glossary:

Birdshot or Buckshot: Types of ammunition cartridges used in a shotgun which contain multiple pellets (see Appendix D5 F1).

Wads (Conventional): Fiber wads or plastic wads designed to start opening and separating from the pellets immediately on exiting the barrel. Conventional wads have slits cut from the front of the wad and the resultant petals open up from the front. They do not protect the pellets in flight after exiting the barrel.

Wads (Specialized Long-range): Wads designed to encapsulate and/or surround the pellets and after exiting the barrel remain in place during the early part of the flight to hold the pellets together. These wads do not usually have slits cut from the front of the wad.

Appendix B3: IPSC Mini Target

Adopt the Mini Target as an approved target for use in IPSC Shotgun matches.

Appendix B3 4: IPSC Universal Target

Appendix B4 5: IPSC A4/A Target

Appendix B5 6: IPSC A3/B Target

Appendix C1: Calibration of IPSC Poppers

9. (b) If the first shot fired by the testing officer adequately hits the calibration zone of a metal target or above (see also (c) below) and the target does not fall, the target is deemed to have failed, and the competitor must be ordered to re-shoot the course of fire, once the target has been recalibrated.

Only to be changed if Pepper Poppers continue in use.

9. (c) If the first shot fired by the testing officer adequately hits below the calibration zone of a metal target and the target does not fall, the calibration test is deemed to have failed, and the competitor must be ordered to re-shoot the course of fire.

Existing 9 (c) to become 9 (d)

Existing 9 (d) to become 9 (e)

Test Cartridge Specification

For Birdshot Stages

Maximum total weight of shot (pellets): Cartridge 28.3 grams (1 ounce)

Appendices D1 to D4: Shotgun Divisions

Replace existing Divisional tables with the combined table shown below.

Appendix D2: Modified Division

Delete Modified Division.

Appendix D5 F1: Ammunition/Cartridge Types

14. Birdshot, buckshot or slug Specific types of shotgun ammunition may be nominated by match organizers as a requirement to be used in certain stages (e.g. When shooting at paper/card targets, or specific slug only stages).
- ~~16. Match organizers may restrict the use of buckshot to a maximum number of pellets per cartridge when shooting at paper/card targets for reasons of match expediency.~~
16. For any stage incorporating one or more paper targets and requiring the use of buckshot ammunition match organizers are permitted to set a limit on the maximum number of pellets per cartridge and this limit will apply for the entire stage.
20. At Level III matches and above the maximum required number of rounds for buckshot and slug ammunition (combined) is restricted to 80 rounds.

APPENDIX D – Shotgun Divisions

		SG Open	SG Modified	SG Standard	SG Standard Manual
1.	Minimum Power Factor	480			
2.	Minimum caliber	20 gauge/bore			
3.	Cartridge loops, clips or side-saddles fitted to the gun	Yes			
4.	Prototypes permitted	Yes		No	
5.	Complete shotgun produced by a factory (minimum 500 units) and available to the general public	No		Yes	
6.	Maximum overall length for gun	1320mm, see Point 17		Not applicable	
7.	Compensators, ports, sound and/or flash suppressors permitted	Yes		No	
8.	External modifications such as weights, or external devices to control or reduce recoil (except for recoil pads fitted to the rear face of the stock of the shotgun)	Yes	No	No	No
9.	Optical or Electronic sights	Yes	No	No	No
10.	Aftermarket replacement open sights	Yes	Yes	Yes	Yes
11.	Revolving or multiple magazine tubes	Yes	No	No	No
12.	Capacity restrictions for initial load prior to the start signal	See Point 18	Max. of 14 rounds loaded	Max. of 9 rounds loaded	Max. of 9 rounds loaded
13.	Detachable magazines	Yes, see Point 18	No	No	No
14.	Speed loaders	Yes – 6 rounds maximum	No	No	No
15.	Modifications/attachments to loading floor plate	Yes	Yes Restricted, see Point 19	Yes Restricted, see Points 20 & 21	Yes Restricted, see Point 20
16.	Restriction on action types	No	No	No	Yes see Point 22

Special conditions:

Open and Modified Divisions

17. The unloaded gun, with its longest magazine fitted, is wholly inserted with its barrel parallel to the long edge of a rectangular box open on one long side. The internal length of the box is 1320mm (tolerance: +1mm, -0mm). The gun must not be artificially compressed in any way during the test.

Open Division

18. Detachable magazines accessible to a competitor during a COF must not contain more than 10 rounds at the Start Signal. However, detachable magazines with a capacity of up to 12 rounds are permitted. Magazines must not be clipped, taped or otherwise attached to any other magazine at any time. Guns with fixed magazines may have an initial load of 14 rounds.

Modified Division

19. Modifications or attachments can be made or added to the loading floor plate to facilitate easier loading. Such modifications or attachments must not exceed 75mm in length and must not protrude more than 32 mm from the standard frame of the shotgun in any direction.

Standard and Standard Manual Divisions

20. Replacements of or modifications to elevators/floor plates, provided no part protrudes beyond the standard frame of the gun, are permitted.

Standard Division

21. External feed ramps as direct replacements of the carrier release button (Remington 1100 and 1187 only) are permitted.

Standard Manual Division

22. Any complete manual action shotgun (i.e. pump action/slide action/break-open/lever action/bolt action) produced by a factory and available to the general public.
23. In the case of double barreled shotguns, which have a maximum capacity of 2 rounds loaded at any time, devices that help to load a pair of cartridges at a time are deemed not to be Speed Loaders.

Mini Rifle

New discipline to be introduced based on the IPSC Rifle Competition Rules January 2012 Edition, but with specific adjustments made for Mini Rifle. The specific adjustments required for Mini Rifle to the IPSC Rifle Competition Rules January 2009 Edition are shown below.

- 1.1.7 Challenge – ~~IPSC Rifle matches recognize the difficulty of using full power rifles and must always employ a minimum power level to be attained by all competitors to reflect this challenge. IPSC Mini Rifle matches recognize the challenges presented when using 22LR ammunition in dynamic shooting.~~
- 1.2.1.1 “Short Courses” must not require more than ~~5~~ 10 rounds to complete and no more than 2 shooting locations. ~~If 2 hits per paper target are required, the number of rounds is increased to 10.~~
- 1.2.1.2 “Medium Courses” must not require more than ~~40~~ 20 rounds to complete and no more than 3 shooting locations. Course design and construction must not require more than 5 scoring targets to be shot from any single location. If more than 5 scoring targets can be shot from a single location, the extra scoring targets must be able to be shot from another shooting location. ~~If two hits per paper target are required, the number of rounds is increased to 20.~~
- 1.2.1.3 “Long Courses” must not require more than ~~20~~ 40 rounds to complete. Course design and construction must not require more than 5 scoring targets to be available from any single location or view. If more than 5 scoring targets can be shot from a single location, the extra scoring targets must be able to be shot from another shooting location. ~~If 2 hits per paper target are required, the number of rounds is increased to 40.~~
- 1.2.1.5 The recommended balance for an IPSC Mini Rifle match with regards to target distance is: 30% of all targets to be less than ~~60~~ 25 meters, 50% to be between ~~60~~ 25 and ~~150~~ 60 meters and 20% to be between ~~150~~ 60 and ~~300~~ 120 meters.
- 1.2.2.1 ~~If 2 hits per paper target are required;~~ “Standard Exercises” must not require more than 24 rounds to complete. Component strings must not require more than 6 rounds (12 rounds if a mandatory reload is specified). The use of the weak shoulder may not be specified.
- ~~1.2.2.2 If 1 hit per paper target is required “Standard Exercises” must not require more than 12 rounds to complete. Component strings must not require more than 3 rounds (6 rounds if a mandatory reload is specified). Mandatory reloads, shooting positions and stances may be specified. The use of the weak shoulder may not be specified.~~
- 1.2.3.1 “Shoot-Off” must not require more than ~~6~~ 12 rounds ~~for manual action Divisions, and 12 rounds for semi-auto Divisions,~~ to complete.
- 2.1.3 Minimum Distances – Whenever metal targets or metal hard cover are used in a course of fire, precautions must be taken so that competitors and match officials maintain a minimum distance of ~~50~~ 5 meters from them while they are being shot. Where possible, the distance should be restricted with physical barriers. If Fault Lines are used they must be placed at least ~~54~~ 6 meters from the targets so that the competitor may inadvertently fault the line and still be outside the ~~50~~ 5 meter minimum distance (see Rule 10.4.7). Care should also be taken in respect of metal props in the line of fire.
- 5.1.2 There is ~~no minimum~~ a mandatory .22 LR caliber for rifles used in IPSC Mini Rifle matches.
- 5.6 *Delete existing wording.*
- 5.6.1 *Delete existing wording.*
- 5.6.1.1 *Delete existing wording.*
- 5.6.1.2 *Delete existing wording.*
- 5.6.1.3 *Delete existing wording.*

5.6.2 *Delete existing wording.*

- 5.6.2.1 *Delete existing wording.*
- 5.6.2.2 *Delete existing wording.*
- 5.6.2.3 *Delete existing wording.*
- 5.6.2.4 *Delete existing wording.*

5.6.3 *Delete existing wording.*

- 5.6.3.1 *Delete existing wording.*
- 5.6.3.2 *Delete existing wording.*
- 5.6.3.3 *Delete existing wording.*
- 5.6.3.4 *Delete existing wording.*
- 5.6.3.5 *Delete existing wording.*
- 5.6.3.6 *Delete existing wording.*
- 5.6.3.7 *Delete existing wording.*
- 5.6.3.8 *Delete existing wording.*
- 5.6.3.9 *Delete existing wording.*
- 5.6.3.10 *Delete existing wording.*
- 5.6.3.11 *Delete existing wording.*

5.8 *Delete existing wording.*

5.8.1 *Delete existing wording.*

- 5.8.1.1 *Delete existing wording.*
- 5.8.1.2 *Delete existing wording.*
- 5.8.1.3 *Delete existing wording.*
- 5.8.1.4 *Delete existing wording.*
- 5.8.1.5 *Delete existing wording.*

5.8.2 *Delete existing wording.*

8.3.7 "If Clear, ~~Secure Chamber Hammer Down, Open Action~~" – After issuance of this command, the competitor must not resume shooting (see Rule 10.6.1). While continuing to point the rifle safely downrange, the competitor must ~~perform a final safety check of the rifle as follows: fit a chamber safety flag, at which time the course of fire is deemed to have ended.~~ The action can remain open or be closed, but the competitor must then comply with Rule 5.2.1.

- 8.3.7.1 *Delete existing wording.*
- 8.3.7.2 *Delete existing wording.*
- 8.3.7.3 *Delete existing wording.*
- 8.3.7.4 *Delete existing wording.*

9.5.1 Unless otherwise specified in the written stage briefing, scoring paper targets must be shot with a minimum of one round each, with the best two hits to score. Scoring metal targets must be shot with a minimum of one round each and must fall or otherwise react to score. Frangible targets must break with a visible piece missing or separated from the original target to be counted for score.

Appendix C1: Calibration of IPSC Poppers

2. *Delete existing wording.*

Appendix C3: IPSC Metal Plates

Various square or rectangular sizes are permitted providing they are between: 15cm 5cm x 15cm 5cm (minimum) and 45cm 15cm x 30cm 15cm (maximum). Round metal plates are also permitted with a minimum diameter of 15cm 7cm and a maximum diameter of 30cm 15cm. Preferred sizes are 15cm x 15cm, 20cm x 15cm, 25cm x 20cm and round plates with a diameter of 20cm, 25cm or 30cm.

Appendices B2 to B4: (Targets)

Delete all references to Major scoring.

Appendices D1 to D4: Rifle Divisions

Replace existing Divisional tables with the combined table shown below.

APPENDIX D – Mini Rifle Divisions
--

		Mini Rifle Open	Mini Rifle Standard
1.	Minimum/maximum caliber	Commercially manufactured .22LR	
2.	Detachable magazines	Yes	
3.	Maximum ammunition capacity (maximum to be loaded)	30 rounds	
4.	Speed loaders	Yes	
5.	Modifications/attachments	Yes – No restrictions	Restricted – See below
6.	Maximum distance of magazines and speed loaders from body	50mm	50mm
7.	Compensators	Yes	No
8.	Ports	Yes	No
9.	Optical or Electronic sights	Yes	No
10.	Bipods	Yes	No
11.	Vertical front grip allowed, max length 152mm (6 inches) from the centerline of the barrel	n/a	Yes

Special conditions:

Standard Division

12. Any complete Mini Rifle or components produced by a factory and available to the general public.
13. Prototypes are specifically not allowed.
14. External modifications such as weights or devices to control or reduce recoil are specifically not allowed, except for recoil pads fitted to the rear face of the stock of the Mini Rifle.